

KBA's Mission




**Smt. K. B. Abad Homoeopathic Medical College
Shri. R. P. Chordiya Hospital And Bhamashah Shri. V. D. Mehta,
Dev-vijay P. G. Institute of Homoeopathy & Research Centre**



Accredited by NAAC & NABH



Founder of Homoeopathy



Dr. Samuel Hahnemann

Founder of SNJB



**Karamveer Keshavlalji H. Abad
(Pujya Kakaji)**

Our Inspiration



Smt. Kanchanbai B. Abad



Late Shri. R. P. Chordiya

VISION

To Promote Homoeopathy a Holistic Medical Science to beget Healthy Society.



MISSION

To nurture young aspirants into cultured, ethical ideal Homoeopathic Physicians by imparting quality Medical Education, serving the society, Nation and Humanity.



*** Patrons**

Hon. Bebilalji Sancheti
 Hon. Ajitkumarji Surana
 Hon. Dr. Sunilkumarji Bagrecha
 Hon. Nandkishorji Brahmecha
 Hon. Sumatilalji Surana
 Hon. Dr. Akashji Jain

*** Editorial Board**

Editor

Prof. Dr. A. O. Dahad

Principal & Professor

Email : principal.hmc@snjb.org

Managing editor

Dr. Mrs. S. S. Thorat

Asst. Prof. HOD, Dept. of FMT

Email : thorat.sapnashmc@snjb.org

Peer / Members

Dr. Mrs. S. N. Doshi

Vice Principal, Professor &
 HOD, HMM

Email : doshi.snhmc@snjb.org

Dr. Mrs. A. N. Kulkarni

Professor, Organon

Email : kulkarni.anhmc@snjb.org

Dr. Mrs. A. S. Pareek

Professor & HOD, Repertory

Email : pareek.ashmc@snjb.org

Dr. M. H. Parewal

Asso. Professor, Physiology

Email : parewal.mhhmc@snjb.org

Dr. N. V. Dhawankar

Professor & HOD Practice of Medicine

Email : dhawankar.nvhmc@snjb.org

Contents

1. A Case Study of Bell's Palsy Treated with Individualized Homoeopathic Medicine: An Evidence Based Case Report
 - Dr. Kanchan More
 - Miss. Khushboo Lodha 03
2. Phosphorus In Diabetes Mellitus- Individualized Homoeopathic Approach: A Case Report
 - Dr. Aditi Malkani
 - Dr. Mrs. S. N. Doshi 06
3. To Evaluate The Importance of Individualization In Constitutional Homoeopathic Prescription In Cases of Generalized Anxiety Disorder of Mild Severity In The Age Group of 18-60 Years.
 - Dr. Madhura Khaire
 - Dr. Anagha Kulkarni 09
4. "To Study The Significance of Totality of Symptoms In The Homoeopathic Management of Haemorrhoids In The Age Group of 45 To 65 Years"
 - Dr. Sukanya S. Bidgar
 - Dr. Shatrughan P. Tripathi 11
5. Heirloom : The Knowledge Of Homoeopathy That Was Passed From One Generation To Another
 - Miss. Shivangi A. Saraswat 14

Published by :

Dr. A. O. Dahad

Smt. K. B. Abad Hom. Med. College,
 Chandwad - 423101 Dist -Nashik (MS)

Views expressed by the author are their own and does not necessarily reflect the views of Editorial board.

Editorial

Honouring the Legacy of Dr. Samuel Hahnemann

Dr. Hahnemann, a pioneering figure in the field of homeopathy, revolutionized the way we approach healing and patient care through his innovative principles and practices.

Born in 1755, Hahnemann's journey began with a deep dissatisfaction with the conventional medical treatments of his time. His quest for a more humane and effective approach led him to develop the principles of homeopathy, a system based on the principle of "like cures like" and the use of highly diluted substances to stimulate the body's vital force.

This editorial celebrates Hahnemann's commitment to improving patient outcomes and his relentless pursuit of medical integrity. His landmark work, the **Organon of Medicine**, remains an important text, guiding homeopaths in their practice and shaping the philosophical underpinnings of homeopathic medicine. Through rigorous research and compassionate care, Dr. Hahnemann provided an alternative to the harsh and often detrimental treatments of his era, emphasizing the importance of individualized care and the body's innate ability to heal.

Today, while homeopathy is a subject of ongoing debate and scrutiny, Hahnemann's contributions remain significant. His work has inspired countless practitioners and patients, and his principles continue to influence discussions on patient-centred care and alternative medicine.

In celebrating Dr. Hahnemann's contributions, we reaffirm our commitment to advancing medical knowledge and improving patient care through both traditional and innovative practices. His legacy reminds us of the importance of curiosity, compassion, and a relentless pursuit of knowledge in our ongoing quest to enhance human health.

We invite our readers to engage with the articles and reflections in this issue, embracing the opportunity to deepen their understanding of homeopathy, how application of Homoeopathic principles helps to achieve cure and its place in contemporary medicine. Through this exploration, may we honour Dr. Hahnemann's vision and continue to contribute to the evolving landscape of healthcare.



Prof. Dr. A. O. Dahad
Principal, Editor



Dr. Mrs. S. S. Thorat
Managing Editor
HOD Dept. of
Forensic Medicine & Toxicology

A Case Study of Bell's Palsy Treated with Individualized Homoeopathic Medicine: An Evidence Based Case Report



Author :
Dr. Kanchan More
 Asst. Professor Dept. of Surgery
 Smt. K. B. Abad Hom. Med. College, Chandawad



Co-Author :
Miss. Khushboo Lodha
 III BHMS Student

Abstract :

Bell's Palsy is unilateral, acute onset facial Paralysis that is a common condition, one in every 65 people experiences Bell's Palsy in the course of their life time. The majority of the patients afflicted with Idiopathic disorder recover facial Function. Homeopathic remedies not only work Symptomatically but it's also taking care of Psychological aspect of the patient. In this Article, we are discussing the case of 19 year Girl who is suffering with Bell's Palsy and she is treated and healed with Homeopathic medicines. The Important Expressions and features of mood and attitude are been noted The Important diagnostic clues may be easily apparent on inspection of the face.

Keywords :

Bell's Palsy, Facial Palsy, Facial nerve, Homoeopathy, Similimum.

Introduction :

Facial Nerve is the nerve of the second brachial arch. The brachial efferent responsible for muscles of facial expression. General visceral efferent fibers are secretomotor to the submandibular and sublingual salivary glands, lacrimal gland glands of nose, palate and pharynx. Special visceral afferent fibers carry tastes sensations from palate and from anterior two-thirds of tongue. General somatic afferent fibers innervate a part of the skin of Ear, but some fibers may reach it through communications with the vagus nerve.

It is an acute, acquired, non-traumatic, unilateral, Intranuclear facial palsy. There is flaccid paresis of all facial mimetic muscles on the involved side. Affected side is smooth, the brow droops and the cheek balloons on expiration. Various facial reflexes are lost. Lesions proximal to the geniculate ganglion affect taste sensation, lacrimation and stapedial reflex, while distal lesions. Cause only muscle weakness. Bell's palsy is most common in the

patient complains of facial palsy which evolves over 24 to 48 hours. Herpes Simplex virus is often blamed as the culprit. About 80% to 85% patients recover completely within three months.

The diagnosis is usually made on clinical five important functions is -

- i) Functions of facial expression
- ii) Taste functions with sugar or salt solution
- iii) Somatic sensations from external ear
- iv) Function of stapedius muscle
- v) Secretomotor innervation of the lacrimal and salivary gland (schirmer's test)

The treatment of bell's palsy steroids in the form of Prednisolone (useful only in Initial stages). Vitamins B1, B6, B12 may be administered. Vasodilators, care of the eye and the angle of the mouth, Physiotherapy - Electrical stimulation, Active exercises, short wave diathermy, Plastic surgery to improve cosmetic appearance.

Homeopathic treatment for bell's palsy helps to reduces the paresis of the facial muscles and also help in reducing the . In homeopathy, we do not treat the disease but a man as a whole.

Case study

Preliminary Data

Name - Miss A.A Sex -Female
 Occupation - Student Age-19 years
 Education - Diploma Civil Engg.
 Marital status - Unmarried
 SES -Middle class.

Chief complaint -

Location	Sensation	Modalities	Concomitant
I)Face[Left]			Temporal side headache
a) Ear	Ringing		
b) Mouth	Drooling of saliva	<Cold, cold food.	
c) Eye	Watering from eye	>Rest and cold application.	
II)Foot[Both]	Numbness and tingling	>Rest.	

Past History - Surgery of heart, surgery of hand
 Family History - Paternal Grand Parents - DM
 Maternal Grand Parents - DM

Patient as a Person -

Appetite - Reduced to due to unable to swallow.

Cravings - Soya bean chilli +++, Non veg +++)

Aversion - Capsicum +++ Thermal - Chilly

Thirst- 1-2 lit/day

Perspiration - Profuse on exertion in axilla

Digestion - Satisfactory, everyday evacuation

Mituration-4-6 times/day, transparent non-offensive

Sun aggravation - watering from eyes after exposure to sun heat,

Fasting - A feeling of Nausea and Headache.

Life space Investigation :

A 19-year-old girl from a middle-class family had experienced multiple relationships. Initially, she was cheated on by her boyfriend, which led to her family members taunting her and imposing restrictions on her. She also had strained relations with her parents due to their domineering nature and their expectations for her to follow her father's dreams instead of her own. Additionally, she harbored a fear of disfigurement and was self-conscious about her shorter hand.

In her second relationship, she was dissatisfied with her boyfriend, lack of admiration for her, as he often praises other girls. She also struggled with the recent loss of her cousin brother, and her emotional turmoil resulted in mental depression and physical complications.

General Examination -

Appearance - lean, thin, light complexion

Weight - 42 kg

Height- 5' 1" Pulse -72 b/m.

BP- 120/70 mmHg

Pallor-Not Present Tongue -Pink, clean

No oedema, no lymphadenopathy

Local Examination -

Face- left side of face is carried out constant, watering from eyes, drooling of saliva

Ear - Auscultation over neck, periauricular area, orbits, mastoid.

Final Diagnosis - Facial/Bell's Palsy

Totality of symptoms -

Fear of disfigurement

Disappointment from her loved one's. Reserved Person

Ailments from Domination from family and relatives

Watering from left side of eye Drooling of saliva from left side of eye Half open eye while sleeping (left side) Ringing in ear(both)

Tingling numbness of both foot Thirst-1-1/2 l/day

Desire - Non-veg, soya bean chilli Aversion-Capsicum

Sun aggravation - watering from eyes after exposure to sun heat Fasting - Nausea and headache.

Repertorial totality - Repertorial Approach

Year

Trials Index No. (2)

	plaine	plour	plour	plour	plour	plour	plour	plour	plour	plour	plour	plour	plour	plour	plour	plour	plour	plour	plour	plour	plour
1 Murphy: Med. ABT ON, general ailment from disease																					
2 Murphy: Med. CONVULS general person, h	00	000	0	0	0	0	0	0	0	0	0	0	0	0	0	0	0	0	0	0	0
3 Murphy: Med. FASTICUS	0	0	0	0	0	0	0	0	0	0	0	0	0	0	0	0	0	0	0	0	0
4 Murphy: Med. GREF scoria general	0	0000	0	0	0	0	0	0	0	0	0	0	0	0	0	0	0	0	0	0	0
5 Murphy: Med. INSTABILITY general	0	0	0	0	0	0	0	0	0	0	0	0	0	0	0	0	0	0	0	0	0
6 Murphy: Med. RESTLESSNESS mental	0	0	0	0	0	0	0	0	0	0	0	0	0	0	0	0	0	0	0	0	0
7 Murphy: Stomach FULLNESS venator of	0	0	0	0	0	0	0	0	0	0	0	0	0	0	0	0	0	0	0	0	0
8 Complete 229 Extremities: varicose veins	0	0	0	0	0	0	0	0	0	0	0	0	0	0	0	0	0	0	0	0	0
9 Murphy: Food SCUR food desire	0	0	0	0	0	0	0	0	0	0	0	0	0	0	0	0	0	0	0	0	0

Remedy differentiation and Final selection.

Nux Vomica and Natrum muraticum Covers similar grading and marks but on basis of physical generals and mental generals Natrum mur was given

Prescription -

Natrum Mur 200 single dose (8 globules)

Kali phos 6X TDS 2tablets (15 days)

Follow - up -

Tingling, Numbness of foot was reduced.

Ringing in the ears was reduced. Mentally feeling fresh

Rx - Rubrum 4 globules x 8 days twice a day

Follow-up Summary -

* The patient was prescribed. Nat Mur 200 single dose for 1 day.

* The considerable improvement on both the mental as well as the physical level were observed, her pain and other complaints has settled with the constitutional remedy.

BEFORE

AFTER



References -

1. BD chaurasia's Human Anatomy Volume 4- Seventh Edition CBC Publishers -P.N-70-71
2. A short Text book of ENT Diseases. 5th Edition - Usha Publications - PN- 145,146, 147, 148
3. Hutchinson's clinical Methods - 24th Edition-2018 Elsevier Ltd. P.N.-19, 20f.
4. Association of Physicians India - Textbook of Medicine - Ninth Edition - Published by The Association of Physician of India.- PN- 1397,1398
5. Boericke's New Manual of Homeopathic Materia Medica with Repertory - Ninth Edition B. Jain Publishers - PN-408,409, 410,422,423,424,425.
6. keynotes ALLEN H.C, Allen's keynotes - Tenth Edition - B Jain Publishers (P) Ltd PN- 212, 213, 214,215, 223, 224, 225,
7. Dr. SR Phatak Materia Medica of Homeopathic medicines - Second Edition- B Jain Publishers (P) LTD. PN-498,499,800,601, 602, 503.



Phosphorus In Diabetes Mellitus- Individualized Homoeopathic Approach: A Case Report



Author :
Dr. Aditi Malkani
MD Part 1 (HMM)



Co- Author :
Dr. Mrs. S. N. Doshi (MD Hom.)
Vice Principal, HOD, Dept. of HMM
Smt. K. B. Abad Homo. Medi. College, Chandawad

Abstract -

Chronic hyperglycemic increased blood sugar level leading to polyuria polydipsia polyphagia , resulting from diversity of aetiologies, environmental, genetic.

Diabetes is an iceberg disease. Unfavorable modifications of lifestyle and dietary habits that are associated with urbanization are believed to be most important factor for development of diabetes.

Homoeopathy by its Wholistic constitution individualization concept. Through this article we understand the role of homoeopathic constitutional medicine over specific remedies in treatment of diabetes mellitus.

Keywords -

Diabetes mellitus, homoeopathy , constitutional medicine

Introduction -

Chronic hyperglycemic increased blood sugar level leading to polyuria polydipsia polyphagia , resulting from diversity of aetiologies, environmental, genetic.

Diabetes is an iceberg disease. Unfavorable modifications of lifestyle and dietary habits that are associated with urbanization are believed to be most important factor for development of diabetes .

The prevalence of diabetes is approximately twice In urban area then in Rural area. Condition of hyperglycemia occurs due to Absolute Or relative deficiency of insulin Or both.

Pathophysiology -

Type 1 DM- More than 90 percent beta cells of pancreas are Destroyed by an autoimmune Process.

Genetic susceptibility.....Environmental event..... Insulinitis..... Activation of autoimmunity..... Immune attack on beta cells DM

Idiopathic type 1 DMThis form of diabetes is strongly inherited, lacks immunological evidence for beta cell autoimmunity and is not HLA associated

Type 2 DM - no Autoimmune Mechanisms are Operated. Defect in the receptor present in Target tissue Is responsible here . Reduced utilisation of glucose by peripheral tissue results in PP BSL , while increased Hepatic glucose Output produces fasting hyperglycemia.

Clinical features :

The signs and symptoms of diabetes are disregarded by many because of the chronic progression of the disease.

- 1-unexplained weight loss
- 2-fatigue
- 3.Irritability
- 4.Repeated infection Urine
- 5.Genitals Skin Oral
6. Delayed wound healing
- 7.Dry mouth
- 8.Burning numbness limbs 7-Itching
- 9.Reactive hypoglycemia 9-Decrease vision
- 10.-Impotence or erectile dysfunction

CASE:-

Name :- P.Q.R
Age/gender :- 66 Years/Male
Religion :- Hindu
Status :- Married
Occupation :- Retired Police Inspector Marital
Chief Complaint :-
Patient came with complaint of Dark Yellow Urine, Burning Urine, Frothy Urine , Tiredness, Blur Vision, Mouth Dryness, Increase app since 34 months , complaints increased since 1 month
History of Chief Complaint :-
Onset :- Slow & Gradual
Duration :- 1 to 4 months
Progress :- Patient was diagnosed by dm in 2015 , was on regular medication, he retired in

2015, he suffered from covid, after taking remdesevir for almost 2 3 yrs he was diabetes free, was not on medication also ,but since 3 4 months again complaints started, and symptoms increased since 1 month

Sensation :- weakness ,prostration, dryness
Modalities :- < fasting, empty stomach > eating rest

Concomitant :- No any

Associated Complaint : No any

Past History : Sinusitis in childhood ,took treatment improved and reduced complained as age increased.

Family History :- NAD

Constitution:- Tall, Slender, Thin ,Square face (phossy jaw) ,cachetic ,fair skin, like appearance. In general weakness.

PERSONAL HISTORY:

Appetite :- Reduced.

Desire :- Milk Aversion - Onion

Thirst :- Increased LQSI Cold water BOWEL-Normal

Bladder:-Normal SLEEP-Disturbed DREAM-Amorous THERMAL- Towards hot

Habit/addiction :- In past had alcoholic left since retired SWEAT-Cold.

Mind / life space

Patient Intellectually strong Married 2 children He stays with son , wife status with daughter to handle grand children , so patient is disturbed , here patient lives with son and his family who's busy in their daily routine , no one with talk with him as he likes company

Office days were good had good IPR with staff

Patient had one office colleague-Pune for whom he had feeling of love but dint married her due to her parents refusal, she was intelligent , beautiful, caring, his wife is only beautiful not intelligent not caring so attachment is yet much to that colleague lady , all his family member knows how good friends they are , now her husband passed away 2 years ago and again since 2 years they are in contact meeting once twice in month .

Patient is religious Wants to look young.

Traveling religious places fond of Punctual time order for

Don't b want to be dependent Talkative

Anxiety health for Fear suffering of

PHYSICAL EXAMINATION

Weight : 69 kg Height 5'4'
PR 78 beats per minute RR 18 per minute
Temp 97.4°

Palloriness absent Cyanosis absent
Oedema absent Icterus absent Liver L0
Spleen S0 Kidney K0
Tongue clean moist Speech clear

Systemic Examination –

CNS -conscious and well oriented CVS
S1 and S2 heard normal
RS -AEBE

Investigation :

Date HBA1C 10/01/24. 11.3
29/04/24. 5.0

Provisional Diagnosis :-

Diabetes mellitus Ketoacidosis
Nephrogenic diabetes insipidus

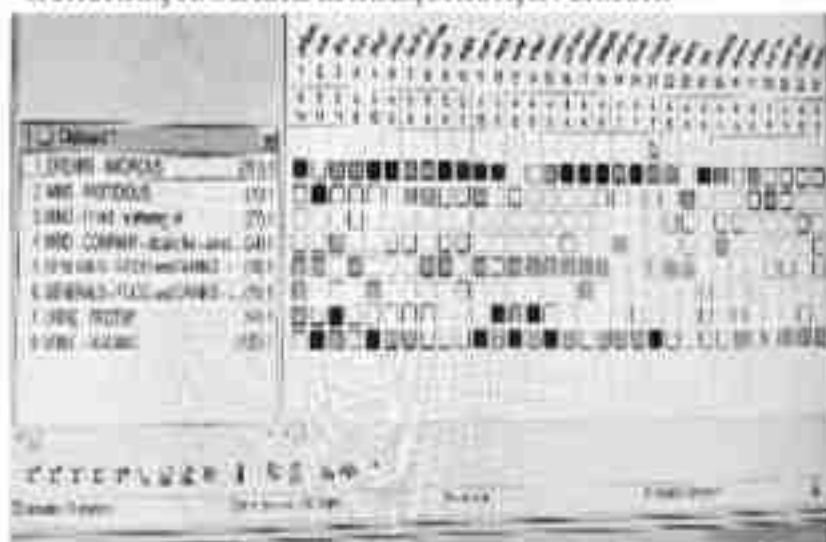
Final diagnosis:- Diabetes mellitus

Totality of symptoms :

- | | |
|--------------------------------|-------------------|
| 1)Urine frothy | 2) Urine burning |
| 3)Dryness | 4) Desire milk |
| 5)Aversion onion | 6) Thirst |
| 7)Thermal towards hot | 8) Dreams amorous |
| 9)Desire company | 10) Religious |
| 11)Fastidious | |
| 12)Anxiety health suffering of | |

Reportorial Totality :

Synthesis 9.0 repertory use Dreams; amorous Mind; fastidious Minds; fear suffering of Mind; company desire for Generals; food and drinks; milk; desire Generals; food and drinks;onion; aversion.



Probable Remedies :

- 1) Arsenicum album
- 2) Phosphorus
- 3) lycopodium

Final Medicine :

Phosphorus (Constitution , also-Phosphorous indicated In Patient compare as well over all ,

In his early life ages he was much lively affectionate now was indifferent now again reappear liveliness .

Phosphorous element combine easily and react easily at emotional plane weeps easily, greet, pleasing patient-even this patient greet in lobby of clinic or market whenever we meet.

Phosphorus known for desire people, romantic affinity.---even in my case patient desire love affection not getting from wife so he came in contact with his old friend


Change constantly desired in Phosphorous at all level example traveling, appearance, etc.)

POTENCY :- 200 (Medium)

Criterion	Potency
Age 66 yrs	Low
Gender Male	Low
Occupation Retired police inspector	Moderate
Slow Progress	Low
Long duration	Low
Reversible	High
Curable	High
Past History	Present so Low
Onset Slow	Low
Mental Susceptibility High	High
Allergic Condition	Moderate
Overall Assessment	Medium

SR.NO	Date	Symptoms	Remedy
1	5/01/24	Urine burning Urine frothy Weakness Dryness Appetite reduced Sleep disturbed Adv HBAIC	Sac lac BD=07 days
2	13/01/24	Urine burning Urine frothy Weakness Dryness Appetite reduced Sleep disturbed HBAIC 10/1/24-11.3%	Phosphorus 200 single dose Sac lac BD=15 days
	29/01/24	Urine burning mild reduced No frothy urine Mild weakness reduced Mild dryness reduced Appetite improving Sleep improving 20% betterment	Sac lac BD=21 days

4	18/02/24	Urine burning mild seen now No frothy urine Weakness reduced much Dryness reduced much Appetite improved Sleep improved 45 % betterment	Sac lac BD=30 days
5	22/03/24	Urine burning not seen No urine frothy seen Weakness improved Appetite improved Sleep improved 60% betterment Adv HBAIC	Sac lac BD=30 days
6	30/04/24	All complaints better HBAIC reports Improved HBAIC 28/04/345%	Sac lac BD=30 days



Conclusion :

Homoeopathy Is therapeutic science Based on Law of Similia similibus curenter Dr Hahnemann Discuss the concept of individualization considered that man is sick he said that there is no sickness but only sick people he strongly proposed disease is derangement of vital force and its Express through symptoms That is totality of symptoms is formed by considering mental generals physical generals and physical particular symptoms thus in my case I consider this holistic .

Approach of homoeopathy for treating this patient Phosphorus was selected by considering mind and physical symptoms. This similimum cured the patient.

Reference / Bibliography :

- 1) <https://www.ncbi.nlm.nih.gov/pmc/articles/PMC4311308/> 5.27 am 25 june 24
- 2) K George Mathew, Praveen Aggarwal, Medicine prep manual ,5 edition, Elsevier .



To Evaluate The Importance of Individualization In Constitutional Homoeopathic Prescription In Cases of Generalized Anxiety Disorder of Mild Severity In The Age Group of 18-60 Years.



Author :
Dr. Madhura Khaire
MD II Hom. Philosophy



Co- Author :
Dr. Anagha Kulkarni
MD (Hom.), PhD Scholar
Prof. Dept. Organon of Medicine
Smt. K. B. Abad Hom. Medl. College, Chandawad

ABSTRACT :

Generalized Anxiety Disorder (GAD) is characterized by persistent and excessive worry about a number of different things. People with GAD may anticipate disaster and may be overly concerned about money, health, family, work, or other issues. Individuals with GAD find it difficult to control their worry. They may worry more than seems warranted about actual events or may expect the worst even when there is no apparent reason for concern. Generalized anxiety disorder (GAD) is defined as excessive anxiety and worry that is persistent more days than not for at least 6 months about a number of activities or events. In this experimental study 30 Patients were selected based on eligibility criteria. Screening had been done in the OPD according to DSM-5 criteria. Then severity of symptoms was assessed using Hamilton Anxiety Rating scale (HAM-A). Patients with HAM-A scale score 6-17 (mild severity) were selected and patients with HAM-A scale score below 5 & above 17 (moderate and severe cases) were excluded. Consents were taken from the patients after diagnosis. The data was collected in modified case record format prepared for the topic. Then analysis and evaluation of symptoms, totality of symptoms was done. Repertorization was done with the help of repertory by using synthesis repertory 9.0 in Radar software. Then similitum was selected based on individualization and with the help of homoeopathic materia medica. Following parameters were fixed for assessment Improved based on HAM scale score 5 or below and not improved on Scale score above 5.

INTRODUCTION :

Generalized Anxiety Disorder (GAD) is characterized by persistent and excessive worry about several different things. People with GAD may anticipate disaster and may be overly concerned about money, health, family, work,

or other issues. Individuals with GAD find it difficult to control their worry. They may worry more than seems warranted about actual events or may expect the worst even when there is no apparent reason for concern. Generalized anxiety disorder (GAD) is defined as excessive anxiety and worry that is persistent more days than not for at least 6 months about several activities or events. - It is the most frequent anxiety disorder in primary care, being present in 22% of primary care patients who complain of 1 anxiety problems. GAD affects women more frequently than men and prevalence rates are high in midlife. According to Dr. Kent, comparison, individualization, and difference in most similar things, are the points that must be carefully considered. Individualization is a process of differentiation by which one is distinguished from others of the same class or group by some peculiar features.

MATERIALS AND METHODS:

Study design : A prospective individual case series study.

Study setting : Data will be collected from college OPD, IPD, peripheral OPD, private OPD.

Duration of Study : 18 months

Study Population: Patients from various socio-economic status, different official background and both sexes between age group of 18-60 years will be considered for study.

Sample size : 30 cases.

Sampling technique : Simple Random sampling.

Inclusion criteria:

1) Patients of both genders within age group of 18-60 years will be included in the study. 2) Patients with mild severity having HAM-A scale score 6-17 will be included in the study. 3) Diagnosed cases of GAD with HAM-A scale score 6-17 from Psychiatrist will also be included in the study.

Exclusion criteria: 1) Patients with HAM-A scale score above 17 & below 5 will be excluded

from the study. 2) Patients with known psychiatric illness under medications will be excluded from the study. 3) Patients with congenital diseases, autoimmune diseases and cancer will be excluded from the study. 4) Patients suffering from surgical diseases and indisposition will be excluded from the study.

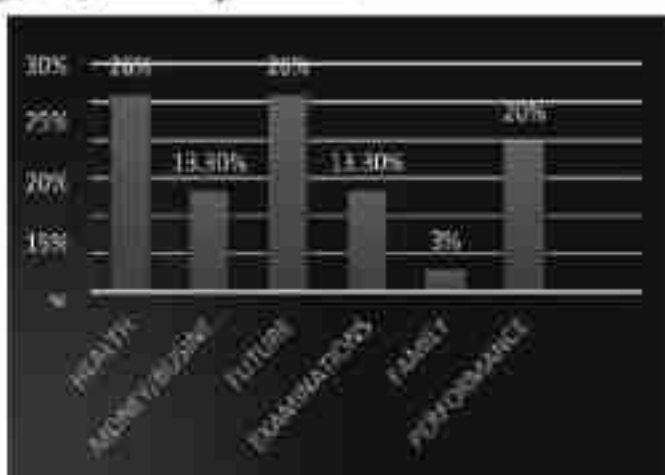
Withdrawal criteria : 1) Patients who are irregular for the follow ups will be withdrawn from the study. 2) Patients showing increase in severity of symptoms above the HAM-A scale score 17 will be withdrawn.

OBSERVATIONS AND RESULTS :

In the study conducted, 30 cases of Generalized Anxiety Disorder were taken up in the age group of 18-60 years of both the sexes according to the DSM-5 screening criterion. Statistical study was conducted with respect to Age, sex, remedies prescribed based on reportorial totality assessed in the synthesis repertory 9.0 and individualization, most common causative factors for anxiety and lastly with respect to number of cases improved and not improved.

SR.NO.	AGE GROUP (IN YEARS)	NO. OF PATIENTS	PERCENTAGE
1.	10-20	3	10%
2.	21-30	13	43%
3.	31-40	4	13.3%
4.	41-50	4	13.3%
5.	51-60	6	20%

In this study, most vulnerable age group for GAD was found to be between 21-30 years having 13 patients out of 30 cases while other age groups having number of patients are as follows: 10-20 years- 3 patients 31-40 years- 4 patients 41-50 years- 4 patients 51-60 years- 6 patients In this study, out of 30 cases of Generalized Anxiety Disorder, there were 20 (67%) Male patients and 10 (33%) female patients.



In this study, out of 30 cases 28 (93%) cases are improved and 2 (7%) cases are not improved.

In this study, the most common causative factors related to anxiety in 30 patients were found to be: Health: 26%, Future: 26%, Money/Business: 13.30%, Examinations: 13.30%, Performance: 20%, Family: 3%

STATISTICAL ANALYSIS:

A paired "t" test was applied to determine the effectiveness of Homoeopathic medicine before and after treatment. The t value obtained was -18.046 with degree of freedom of 29 and deviation of 0.05 the table t value was-1.699 Thus, H0 is rejected.

From the above statistical analysis H1 - Individualization is important in constitutional homoeopathic prescription in cases of Generalized Anxiety Disorder of Mild severity in the age group of 18-60 years is accepted.

SUMMARY :

In this study, the most vulnerable age group affected by GAD has found to be 21-30 years (43%). There were 20 male patients (67%) whereas 10 female patients (33%) in this study.

In most of the cases common causative factors leading to anxiety were found to be Health (26%), Future (26%), Performance (20%), Money/Business (13.30%), Examinations (13.30%), family (3%). Out of 30 cases selected for the study 28 cases (93%) showed good improvement while 2 cases (3%) did not show improvement.

CONCLUSION :

After going through this clinical trial of 30 cases, with observations, variable presentations, and statistical analysis, it is evident that Homoeopathy is effective in cases of Generalized Anxiety Disorder in the age group of 18-60 years of both genders when prescribed based on individualization.

REFERENCES / BIBLIOGRAPHY :

1. Dr. Kent J.T.-Lectures on Homoeopathic Philosophy, Low price edition: August 2002, 15th impression: 2015, B. Jain publishers (P) LTD, Lectures- I, III, XXX, pg.no.17-25, 33-39, 196-198.
2. Das A.K. A Treatise on Organon of Medicine, 2nd reprint edition (with additions): June 2013,pg.no. 81,202

3. Anxiety and depression association of America, ADAA <https://adaa.org>
4. Dr. Hahnemann Samuel- Organon of Medicine- 6th Edition- Translated by William Boericke, Low price Edition:2002- 38th Impression:2014-B.Jain Publishers (P) LTD, pg.no 171,172,173,196,196
5. Alexandra ciocanel- A remedy that suits me”: Classification of people and individua-

- lization in homeopathic prescribing- JOURNAL OF COMPARATIVE RESEARCH IN ANTHROPOLOGY AND SOCIOLOGY Copyright © The Author, 2016 Volume 7, Number 2, Winter 2016 ISSN 2068 – 0317 <http://compaso.eu>
6. Dr. Rajeev Khanna- Psychology: An approach to mind and behaviour, 2006, pg.no 192.



“To Study The Significance of Totality of Symptoms In The Homoeopathic Management of Haemorrhoids In The Age Group of 45 To 65 Years”



Author :
Dr. Sukanya Sunil Bidgar
MD II Hom. Philosophy



Co- Author :
Dr. Shatrughan Prasad Tripathi
MD (Hom.), Associate Professor
Smt. K. B. Abad Homo. Medi. College, Chandawad

ABSTRACT :

Haemorrhoids are the dilated veins within the anal canal in subepithelial region formed by radicle of superior, middle and inferior rectal veins. These condition affects 39 to 52% of adults. The prevalence of haemorrhoids is higher in western and other industrialized countries with millions affected worldwide. The prevalence of haemorrhoids in India according to recent surveys is around 40 million. It commonly occurs in the age group of 45 to 65 years. It occurs equally in almost in both sexes. There are several risk factors for the development of haemorrhoids such as excessive straining, chronic constipation, increased abdominal pressure in following condition like Pregnancy, Chronic cough, Ascites, Pelvic abdominal mass.

Keyword :

Homoeopathy, Totality of symptoms, Remedy, Constitutional remedy, Haemorrhoid.

Introduction :

Haemorrhoids are the dilated veins within the anal canal in subepithelial region formed by radicle of superior, middle and inferior rectal veins.

These condition affects 39 to 52% of adults. The prevalence of haemorrhoids is higher in western and other industrialized countries with millions affected worldwide.

The prevalence of haemorrhoids in India according to recent surveys is around 40 million.

It commonly occurs in the age group of 45 to 65 years. It occurs equally in almost in both sexes.

In conventional system of medicine there is no long-lasting relief. The advice surgery which may produce adverse effects. Hahnemannian so called surgical cases are treated homoeopathically without suppression.

Homeopathy does not consider any part as diseased, but considers the manifestation of disease in one part in relation to the whole person. Illness is considered a dynamic disorder of the vital force within a person and manifests outwardly as signs and symptoms perceptible by our senses. With this dynamic disorder man is afflicted in a totem which rationally requires constitutional management for the eradication of the disease, which completely leads to a permanent restoration of health, which inevitably prevents its recurrence and transmission to posterity, and this can only be achieved through symptomatic individual antimiasmatic constitutional treatment administered by the homoeopathic system. In homoeopathy, haemorrhoids are not treated as local, but as a disorder of the dynamic vital force, which manifests itself in signs and symptoms of bleeding, pain, itching, and prolapse, and is corrected only by dynamic medicines capable of artificially inducing similar ailments. In healthy individuals in a safe, gentle and effective way. Homeopathy deals not only with curative management, but also with general disease management. General management includes

diet and regimens to be followed in chronic diseases, which is well explained in his works by Dr. Hahnemann.

Materials And Methods :

- Study design – Prospective Individual Case Series study.
- Study Setting – Clinical was conducted in OPD and IPD of College.
- Study population: Patient from various socioeconomic status. Both the sexes. Age group 45 to 65 years.
- Duration of study - Maximum period of 18 months.
- Sample size: 30 Samples.
- Sample technique: Simple Random Sampling

INCLUSION CRITERIA:

- Cases of 1st degree and 2nd degree of hemorrhoids are included.
- The sample from both sexes of age group 45 to 65 years of age.
- Diagnostic criteria are mainly on clinical presentation and local

EXCLUSION CRITERIA:

- The patients having heavy bleeding, irreversible pathology of hemorrhoids and surgical cases are excluded.
- The patient not giving consent.
- Cases are associated with systemic disorders and complication are excluded.
- Patients having congenital diseases and suffering from auto immune diseases will also be excluded from study.

Withdrawl Criteria :

- If the patient will be irregular for follow ups. If the patient is following any other system of medicine will be withdrawn from study.

Observation And Result :

In the present study 30 cases of haemorrhoids were taken up, in the age group of 45-65 years, irrespective of sex and caste. Statistical study with respect to age, sex, diet, that is vegetarian or non-vegetarian, presenting symptoms, predisposing factors, type of haemorrhoid that is internal degree of internal haemorrhoids, constitutional medicine, prescribed based on reportorial result for the cases. The above said study is presented in the form of tables, pie diagram and bar charts below.

Table no 1: – Distribution of cases according to Age.

Sr No	Age groups in years	No of Patients	Percentage
1	45 – 50	14	47%
2	51 – 55	9	30%
3	56 – 60	4	13%
4	61 – 65	3	10%

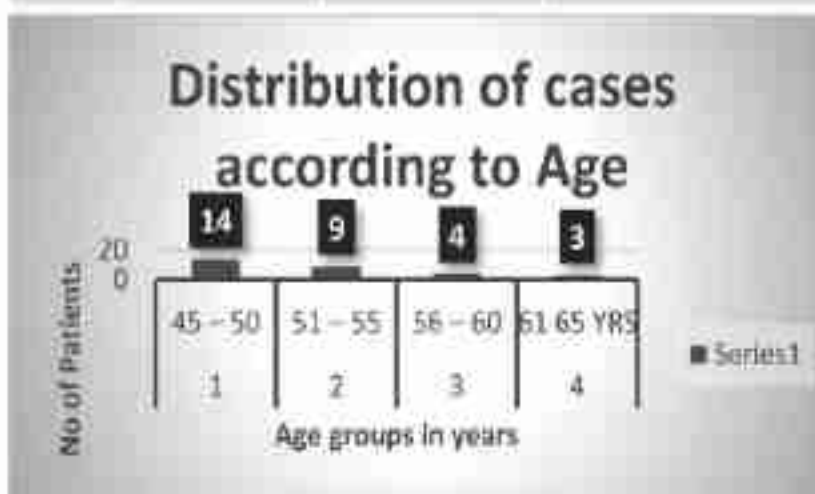


Table no 03: – Distribution of cases according to Remedy Prescribed

Sr No	Remedy Prescribed	No of Patients	Percentage
1	Aloe Socotrina	8	27%
2	Nux Vomica	5	17%
3	Sulphur	7	23%
4	Nitric acid	1	3%
5	Graphites	4	13%
6	Natrum muriaticum	5	17%

REMEDY PRESCRIBED



Outcome assessment :

With the help of clinical presentation and through homoeopathic case study of patient suffering from haemorrhoids analysis is carried out and obtained data was assessed as :

- **Improved:** Total relief of all signs and symptoms associated with general wellbeing of the patient.
- **Partially Improved:** Relief of some signs and symptoms and general wellbeing of the patient.
- **Not Improved:** No relief of complaints after sufficient period of treatment. Outcome was assessed improved, partially improved and not improved cases.

Statistical Analysis :

After study of a case series of 30 cases of haemorrhoids result was analysed by using change in sign and symptoms. No special statistical test was required for statistical analysis of study. Out of 30 cases, 25 patients were improved & 5 patients were not improved.

Statistical tests not applied :

There are types of research that do not require the dominant role of statistics, such as qualitative research. Qualitative research focuses on understanding and interpreting social phenomena, and does not rely on statistical analysis for generalization.

Qualitative studies : Research that focuses on understanding phenomena through observations, interviews, and textual analysis often does not necessitate statistical methods. These studies aim to provide in-depth, contextual understanding rather than quantifiable results.

Summary :

Out of 30 cases, maximum patients who were suffering from haemorrhoids were found to be between the age group of 45 to 50yrs - 14 patients, 51 to 55yrs - 9 patients, 56 to 60yrs - 4 patients, 61 to 65 - 3 patients. Out of 30 cases, patients who were suffering from haemorrhoids, 24 Male patients and 6 Female patients were there. Out of 30 cases of haemorrhoids, 25 patients were improved, 5 patients were not improved. Out of 30 cases,

medicine given was, Aloe socotrina were given to 8 patients, Nux vomica were given to 5 patients, Sulphur were given to 7 patients, Nitric acid were given to 1 patient, Graphites were given to 4 patients, Natrum muriaticum were given to 5 patients.

CONCLUSION

Each one is a unique individual, of unique heredity, of unique environment, of unique Biochemical structure and unique mental background and so homoeopathic medicines are given on the tailor-made approach whereas other medicines are given on readymade approach and so homoeopathic medicines can meet the requirement of each unique individual properly. So totality of symptoms have very important significance in the homoeopathic management of haemorrhoids in the age group of 45-65 yrs. Homeopathy works at the root level to modify your tendency for piles, lowering its recurrence and relapse.

Homeopathic medicines for piles can significantly reduce your symptoms and improve the quality of life. Homeopathy achieves this through non-invasive procedures.

REFERENCES/BIBILOGRAPHY

1. [https://en.m.wikipedia.org/wiki/Hemorrhoid#:~:text=Hemorrhoids%20\(or%20haemorrhoids\)%2C%20also,to%20refer%20to%20the%20isease](https://en.m.wikipedia.org/wiki/Hemorrhoid#:~:text=Hemorrhoids%20(or%20haemorrhoids)%2C%20also,to%20refer%20to%20the%20isease)
2. Das Somen- *A Concise Textbook of Surgery*, 9th edition published by DR S DAS pg. no.959, 960,961.
3. Scope of Homoeopathy in the Management of Haemorrhoids <https://ijrpr.com/uploads/V4ISSUE10/IJRPR18231.pdf>
4. <https://www.ncbi.nlm.nih.gov/pmc/articles/PMC8435716/>
5. HAHNEMANN'S - Organon of medicine 6th edition, New Delhi B Jain publisher, pg. no. 95
6. SARKAR B K - Hahnemann's organon of medicine 16th edition Birla publication, pg. no. 118
7. M L DHAWALE - Principles and practice of homoeopathy, Revised and enlarged edition, B Jain publisher, pg. no. 259.



Heirloom : The Knowledge Of Homoeopathy That Was Passed From One Generation To Another



Author :

Miss. Shivangi Amol Saraswat

Intern, in Smt. K. B. Abad HMC, Shri. R. P. Chordiya Hospital, Chandwad

ABSTRACT :

Heirloom, an object that has belonged to a family for a very long time and that has been handed down from one generation to another. Dr Christian Friedrich Samuel Hahnemann's understanding of the art and science behind health and disease was his treasure. It can be said that the knowledge that our master possessed was almost like a fossil. Fossil that was buried and it contained knowledge that gives the fuel for living our life. It served as a bridge between past and present and also between disease and health.

KEYWORD -

Heirloom, Art and science, Aphorism, Principles.

Introduction :

Dr. Samuel Hahnemann, a German physician born in 1755, is widely regarded as the founder and father of homeopathy, which was based on the principle of "like cures like."

Hahnemann's groundbreaking work has had a profound impact on the world of medicine and healing art, revolutionizing the way we approach health and wellness.

Hahnemann's journey into the world of medicine began with his dissatisfaction with the conventional medical practices of his time, which often involved harmful treatments such as bloodletting and purging.

But as rightly said *आवश्यकता ही आविष्कार की जननी है* this goes for homeopathy as well. Be it the insecurity that possessed our master regarding his family's health or his attention towards the details while translating Cullen's *Materia Medica*. It all mingled up and lead him to actually experimenting the CINCHONA and the rest is history.

This concept, known as the "law of Similars," forms the foundation of homeopathy and distinguishes it from conventional medicine.

Opposition That He Faced :-

Hahnemann's work in developing homeopathy was met with scepticism and opposition from the medical establishment of his time.

However, he persevered, conducting extensive research and refining his methods to demonstrate the effectiveness of his approach. His dedication and passion for healing led to the publication of his potential work, the *Organon of the Healing Art*, which outlined the principles and practice of homeopathy.

Additional contribution in modern science :

In addition to his contributions to homeopathy, Hahnemann also made significant advancements in the field of pharmacology.

He introduced the concept of drug proving, in which substances are tested on healthy individuals to determine their therapeutic properties. This method laid the groundwork for modern drug testing and pharmaceutical research.

Let's Understand This Pathy :-

1. The principle of - **similia similibus curentur** "like cures like": Hahnemann proposed that a substance that causes symptoms in a healthy person can be used to treat similar symptoms in a sick person. This principle forms the basis of homeopathic treatment.
2. The concept of potentization: Hahnemann developed the idea of trituration and succussing substances to create homeopathic remedies with its action on dynamic plain.
3. Individualized treatment: Hahnemann emphasized the importance of treating each patient as a unique individual, taking into account their mental general, physical generals and physical particulars
4. Holistic approach : Hahnemann advocated for a holistic approach to healing, considering the whole person rather than just the disease or symptoms.

BOOKS THAT CHANGED THE POINT OF VIEWS :

1. "Organon of the Rational Art of Healing" (1810) - This is perhaps Hahnemann's most famous work, outlining the principles and practice of homeopathy. Published over the years and had 6 editions to it, this book contains the basic understanding principles of HOMOEOPATHY

2. "The Chronic Diseases: Their Peculiar Nature and Their Homeopathic Cure" (1828) - In this book, Hahnemann discusses the treatment of chronic diseases using homeopathy and presents his observations and theories on the subject. This is where we actually understand the MIASMS. The birth place of Psora, Sycosis and Syphilis is this very book. It was read and re read plus understood by the descendants of Master but the origin came from here.

3. "Materia Medica Pura" (1811-1821) - This is a comprehensive collection of Master's provings of homeopathic remedies, detailing the symptoms produced by various substances when tested on healthy individuals.

Some extra perks by him :-

- * An essay on new principle
- * Are the obstacle to medical practice Insurmountable (1797)
- * Cure and prevention of scarlet fever (1801)
- * On the power of small doses (1801)
- * Aesculapius in the balance (1805)
- * Fragmenta de viribus medicamentorum positivis (1805)
- * The medicine of experience (1805)
- * On the value of speculative system of medicine (1808)
- * Observations on the Three modes of medical practice (1809)
- * Hellebore thesis (1812)
- * Sources of the Materia Medica (1817)
- * Contrast of old and new medical system (1825)
- * Four essays on cholera (1831)

LAWS THAT GOVERN THIS PATHY :

1. The Law of Similars : "Similia Similibus Curentur" - understood well before it is universally true and hence the basis of our complete homoeopathy

2. Individualization : "The physician's high and only mission is to restore the sick to health, to cure, as it is termed." - Master emphasizes the importance of treating the individual patient as a whole, taking into account their unique symptoms and characteristics.

3. The Minimum Dose : "Aphorism 275: The carefully selected dose of the homeopathic remedy is so slight that, when properly prepared and administered, it can do no harm." - Hahnemann discusses the concept of using highly diluted and potentized remedies to minimize the risk of adverse effects while still stimulating the body's healing response.

APHORISM : Let's review some of the aphorism which could seem to be random but possess the essence and a beautiful gist of Organon of medicine. It also allows us to take a peak at the raw and sheer knowledge that Master Hahnemann inoculated in is paragraphs

Aphorism 1 : The physician's high and only mission is to restore the sick to health, to cure, as it is termed.

Summary : The primary goal of the physician is to help the sick regain their health through the process of curing.

Aphorism 6 : The unprejudiced observer - well aware of the futility of transcendental speculations which can receive no confirmation from experience - be his guide in the search for truth.

Summary : The physician should approach their observations and investigations without preconceived notions and be guided by empirical evidence.

Aphorism 9 : In the healthy condition of man, the spiritual vital force, the dynamis that animates the material body, rules with unbounded sway, and retains all the parts of the organism in admirable, harmonious, vital operation.

Summary : Hahnemann introduces the concept of the vital force, which governs the body's functions in health and disease.

Aphorism 71: If the physician clearly perceives what is to be cured in diseases, that is to say, in every individual case of disease (knowledge of disease, indication), if he clearly perceives what is curative in medicines, that is to say, in each individual medicine

(knowledge of medical powers), and if he knows how to adapt, according to clearly defined principles, what is curative in medicines to what he has discovered to be undoubtedly morbid in the patient, so that the recovery must ensue - to adapt it, as well in respect to the suitability of the medicine most appropriate according to its mode of action to the case before him (choice of the remedy), as also in respect to the exact mode of preparation and quantity of it required (proper dose) - then he understands how to treat judiciously and rationally, and he is a true practitioner of the healing art.

Summary: The physician must have a clear understanding of the disease and its manifestations in an individual patient, as well as a thorough knowledge of the curative properties of medicines in order to apply them effectively for healing

SUMMARY :

It wasn't the easy path for him it had many hurdles be it the internal turmoil in understanding or explaining the principle of Homoeopathy or the backlash that he faced due to the non-acceptance of his art.

It was almost like a war of thoughts between the greatest minds of that time and their believes and understanding. Articles were printed to criticise him his work us misinterpreted and us denied on the basis of mere assumptions. But all he did was to move towards the betterment of his knowledge of healing art.

He certainly didn't live in vain because he worked upon what he believed and was kind a towards his fellow human beings. It is certain that our master lit a flame of a healing art which was based on scientific principles and lead to the betterment of mankind.

CONCLUSION :

After learning and understanding about the above given data I think the following words would define Dr Hahnemann so perfectly.....

If all my pains and all my tears
 And all that I've learnt throughout these years
 Could lift a fallen head
 Could lighten a darken mind
 Then I should think that not in vain
 Was my service to the mankind.
 So true he didn't live his life in vain

I would like to conclude it by saying that it must have been tough for Dr. Hahnemann himself but he didn't back out and the constant efforts that he made benefited the whole mankind rather it be with the help of his healing art or his advancement in understanding of science and microbiology itself. That's something really commendable. Along with that the number of efforts that he took to create a complete system just because he was wise and courageous at the same time is still helping and healing many vital forces around you and me. That being said he did a phenomenal job in understanding the universal law and law of cure. And that's one of the reason why homoeopathy stands it's group with head held high dur to its groundwork based upon principles and not on speculation.

REFERENCES :

- 1) Sarkar B. K., Hahnemann's organon of medicine
 Reprint edition, Birla publication Pvt. Ltd. 2008-2009
- 2) Dad A. K., A treatise on organon of medicine
 Reprint (with additions), Souvik homoeo publication November 2019



News bulletin

Activities Conducted In The Institute



IQAC & PG Department organised CME on “Interdisciplinary approach to Management of Hypothyroidism” by Dr. Tushar Godbole (MBBS, DCH), Dr. Mukund Sabnis (BAMS, MD), Dr. Pravin Beedkar (BAMS, MD), Dr. Sangeeta Doshi (BHMS, MD Hom.), Mrs. Ashwini Deshmukh (B. pharm, clinical nutritionist) on 4th April 2024.



“Annual Prize distribution ceremony” at the Hands of Dr. Devedra Patil, Director of Students welfare, MUHS, Nashik on 6th April, 2024



Teaching, learning and evaluation - committee organised "CPR simulator training" on 8th April 2024



Seminar on the topic "Integrated approach to Obesity" by Dr. N. V. Dhavankar, HOD dept. of Pract. Of Med., Dr. A. N. Kulkarni, HOD Dept. of Org. Of. Med., Dr. A. S. Pareek, HOD Dept of Repertory, Dr. A. p. Jaggap Dept. of Com. Med. on 18th April 2024.



Department of Practice of Medicine and Alumni association organised webinar on "Homoeopathic approach in neurodevelopmental disorders" by Dr. Annapurna Yemmanuru, Lecturer in Dept of Medical Sciences, NIEPD, Secunderabad, on 13th April 2024.



Student support and progression committee organised seminar on "Human Value Development" by Dr. Arpana S. Pareek on 19th April 2024



On the occasion of "World no tobacco day" NSS Unit administered pledge to students and Faculty on 31st May 2024.



NSS Unit organised "poster competition" on the occasion of "World environment Day" on 5th June, 2023



SSP & NSS Unit, to celebrate International Yoga day, organised "Poster & Essay competition – on importance of Yoga" during 19th to 21st June 2024



"Yoga day" celebration on 21st June 2024

Faculty invited as resource person



Chandwad, Maharashtra, India
 86PP+5H9, Chandwad, Maharashtra 4231
 Lat 20.335707°

Expert session on the topic "Modern ways to manage Menstrual cycle" by Dr. Mrs. A. K. Ahire at SNJB's Late Sau. Kantabai Bhavarlalji Jain College Of Engineering on 5th April 2024



Prof. & HOD Dr. A. S. Pareek "presented A paper on Case study Report" at JIGNSA International conference held at Nashik on 13th June 2024.

Teacher's Training



TLE/ Criteria II committee organised workshop on the topic "Formative assessment, tools of assessment & rating methods" by Dr. M. H. Parewal, NAAC Coordinator, Dr. Mrs. S. S. Thorat, TLE Coordinator on 15th June 2024.



On occasion of "World Homoeopathy Day", Nashik District Homoeopathic Doctors Association & Ashoka Medicover multispeciality Hospital felicitated Prof. Dr. A. O. Dahad, Principal, Smt . K. B. Abad Homoeopathic Medical college, Chandwad, By Dr. Sushil Parakh, Director, AMMH, Nashik on 10th April 2024



Miss Prerna Rajendra Jain
II BHMS, secured 4th Rank in MUHS Examination



Congratulations






Institutes Run by the SNJB (Jain Gurukul)



Sr. No.	Name of the Education Branch	Year Est.	Tel. No. (02556)
01.	Shri. Neminath Jain Primary School	1928	253373
02.	Shri. Neminath Jain Secondary School	1928	252124
03.	Karmveer Keshavlalji Harkchandji Abad Arts & Shri. Motilalji Giridharlalji Lodha Commerce (Senior) & Science College	1970	252125
04.	Shri. Neminath Jain Higher Secondary School (Sci. Std. 11 th & 12 th)	1975-76	252124
05.	Shriman Pemraji Dalichandji Surana Arts & Commerce (Junior) College	1976	252125
06.	Smt. Sagunbai Kadulaji Tatiya Adarsha Balvikas Mandir	1981	253373
07.	Shriman Hiralalji Hastimalji (Jain Brothers, Jalgaon) Polytechnic	1983	252127
08.	Shriman Deepchandji Fakrichandji Lodha Pharmacy College (D. Pharm)	1985	252529
09.	Shriman Pramilabai Danmalji Nahar (Premdan) Minimum Competency Vocational Course	1988	252124
10.	Smt. Kanchanbai Babulalji Abad Homoeopathic Medical College & Shriman Ratanlalji Premraji Chordiya Hospital	1989	252544 252054
11.	SNJB's Late Shri. Dhanraji Mishrilalji Bhansali English Medium School	1996	253314
12.	Shriman Sureshdada Jain College of Pharmacy (B. Pharmacy)	1999	252529
13.	SNJB's Late Sau. Kantabai Bhavarlalji Jain College of Engineering	2004	253750
14.	SNJB's Sau. Leelabai Dalubhau Jain (Jalgaon) D. T. Ed. College	2007	253987
15.	SNJB's Bhamashah Shri. Vijaykumarji Devraji Mehata Dev- Vijay Post Graduate Institute of Homoeopathy & Research Center (M. D. Homo.)	2007	253282 252041
16.	SNJB's Smt. Sushilabai Mishrimalji Lunkad College of M. Pharmacy and Research Center	2008	253179
17.	SNJB's Ayurved & Multispeciality Hospital	2021	299070
18.	SNJB's Law College	2022	252150



Book - Post