

# KBA's Mission



**Smt. K. B. Abad Homoeopathic Medical College  
Shri. R. P. Chordiya Hospital And Bhamashah Shri. V. D. Mehta,  
Dev-vijay P. G. Institute of Homoeopathy & Research Centre**



**Accredited by NAAC & NABH**



**NEMINAGAR, CHANDWAD - 423101 DIST.: NASIK (M.S.)**


\* Tel. (02556) 252544, 252054

\* FAX (02556) 253282

\* E-mail : kbahmc\_nsk@rediffmail.com

\* Visit us at - [www.srjb.org](http://www.srjb.org)

*Founder of Homoeopathy*



**Dr. Samuel Hahnemann**

*Founder of SNJB*



**Karamveer Keshavlalji H. Abad  
(Puja Kakaji)**

## *Our Inspiration*



**Smt. Kanchanbai B. Abad**



**Late Shri. R. P. Chordiya**

### **VISION**

To Promote Homoeopathy a Holistic Medical Science to beget Healthy Society.



### **MISSION**



To nurture young aspirants into cultured, ethical ideal Homoeopathic Physicians by imparting quality Medical Education, serving the society, Nation and Humanity.

**\* Patrons**

Hon. Bebilalji Sancheti  
 Hon. Ajitkumarji Surana  
 Hon. Dr. Sunilkumarji Bagrecha  
 Hon. Nandkishorji Brahmecha  
 Hon. Sumatilalji Surana

**\* Editorial Board**
**Editor**

**Prof. Dr. A. O. Dahad**

Principal & Professor

Email : principal.hmc@snjb.org

**Managing editor**

**Dr. Mrs. S. S. Thorat**

Asst. Prof. HOD, Dept. of FMT

Email : thorat.sapnashmc@snjb.org

**Peer / Members**

**Dr. Mrs. S. N. Doshi**

Vice Principal, Professor &  
 HOD, HMM

Email : doshi.snhmc@snjb.org

**Dr. Mrs. A. N. Kulkarni**

Professor, Organon

Email : kulkarni.anhmc@snjb.org

**Dr. Mrs. A. S. Pareek**

Professor & HOD, Repertory

Email : pareek.ashmc@snjb.org

**Dr. M. H. Parewal**

Asso. Professor, Physiology

Email : parewal.mhhmc@snjb.org

**Dr. N. V. Dhawankar**

Professor & HOD Practice of Medicine

Email : dhawankar.nvhmc@snjb.org

**Contents**

1. Magic of Homeopathy - Formation of Well-functioning Second Umbilical Artery In A Case of Isolated Single Umbilical Artery (SUA) Detected In Second Trimester In A Multi-gravida With Bad Obstetric History (BOH).  
 - Dr. Archana Brijmohan Mundra  
 Dr. Anand Suresh Kabra 03
2. Study of Mercury Group In Case of Inflammatory Conditions With Special Emphasis On Merc Sol  
 - Dr. Nilima Bhoj 05
3. Scope of Boger Boenninghausen's Characteristics And Repertory In The Selections of Medicine In Common Acute Surgical Complaints  
 - Dr. Arpana S. Pareek  
 Dr. S. K. Mishra 08
4. Homeopathic Approach to Warts : A Case Study  
 - Dr. Sneha Wagh 14
5. Homoeopathy in Polycystic Ovarian Disease : A Case Study  
 - Dr. Pratiksha R. Jadhav  
 Dr. Anagha N. Kulkarni 15

**Published by :**

**Dr. A. O. Dahad**

Smt. K. B. Abad Hom. Med. College,  
 Chandwad - 423101 Dist -Nashik (MS)

Views expressed by the author are their own and does not necessarily reflect the views of Editorial board.

## Editorial

Homoeopathy is based on principle of similia similibus curanter, and consider "man as a whole". This holistic concept makes homoeopathy different from other system of medicine. In other system of medicine only the affected part of the person is considered and accordingly the line of treatment is planned. Just cutting the affected part of the body will never cure the case rather the disease shows its reflection through other system of our body and it is observed in many cases. Homoeopathy cures the diseases in rapid, gentle and permanent way with restoration of health in its whole extent in shortest, most reliable, and most harmless way, on easily comprehensible principle.

There are some mis concepts in layman's mind about Homoeopathic treatment. The first most is related to time required for cure, they think that homoeopathy takes long time for cure of the case. Second thing it is useful only in chronic disease and not in acute diseases. Third thing is about scope of Homoeopathy and many more. All these false believe are due to incomplete knowledge about the pathy. Homoeopathy proved its excellence in management of acute diseases, chronic diseases within time and with permanent cure. There are many documented case study records are in support of this.

Of course, every system of medicine has its scope and limitation but for homoeopathy the most important thing which limits the scope of Homoeopathy is ignorance, lack of knowledge and dedication of homoeopaths in understanding the principles & their application. Otherwise, record proves that the diseases where other system of medicine has very limited scope in treatment, homoeopathic medicine shows its predominant effect in such disease conditions, like iatrogenic diseases, endocrinal diseases, malignancy, even in advance pathological conditions. In organon of medicine, foot note 67 Dr. S. Hahnemann has instructed that only in urgent cases where danger to life and eminent death allow no time e.g. cases of poisoning, accident, electrocutions etc are the limitation for Homoeopathy.

In this issue case of formation of well-functioning second umbilical artery in a case of isolated single umbilical artery (SUA) detected in second trimester in a multi-gravida is published, which shows when medicine is selected on similimum can cause miraculous effects in case. Study of mercury group in case of inflammatory conditions, homeopathic approach to warts as well a case study report of Polycystic ovarian disease is presented to project the scope of Homoeopathy in every case.



**Prof. Dr. A. O. Dahad**  
Principal, Editor



**Dr. Mrs. S. S. Thorat**  
Managing Editor  
HOD Dept.of  
Forensic Medicine & Toxixcology

## MAGIC OF HOMEOPATHY - FORMATION OF WELL-FUNCTIONING SECOND UMBILICAL ARTERY IN A CASE OF ISOLATED SINGLE UMBILICAL ARTERY (SUA) DETECTED IN SECOND TRIMESTER IN A MULTI-GRAVIDA WITH BAD OBSTETRIC HISTORY (BOH).



**Dr. Archana Brijmohan Mundra**  
M.D.Hom, Associate Professor and HOD,  
Department of Organon of Medicine and  
Homeopathic Philosophy, Government  
Homoeopathy College, Jalgaon, Maharashtra.



**Dr. Anand Suresh Kabra**  
M.D.Hom., Associate Professor and HOD,  
Department of Homeopathic Pharmacy,  
SSVP Homeopathic Medical College, Hatta,  
Hingoli, Maharashtra.

### Abstract :

A 29-year-old anxious multi-gravida, with history of repeated idiopathic Intra-Uterine Fetal Deaths, came with ultrasonography findings of Single Umbilical Artery (SUA) at 20 weeks 1 day of gestation in her fourth pregnancy. On further investigation it was found to be a case of Isolated SUA (single umbilical artery in the absence of chromosomal abnormalities and structural abnormalities. Out of her last three eventful pregnancies, her third pregnancy was saved by our homeopathic treatment, though the neonate had a cyst in brain which required surgery. This time again she came with a hope to save this fetus from any unforeseen climax. With proper anti-miasmatic homeopathic treatment, by the third trimester, a well-functioning second umbilical artery had developed in the umbilical cord as detected in the ultrasonography findings. The patient delivered a normal healthy baby at full term without any co-morbidities.

### Key Words :

Pregnancy, Abortion, Single Umbilical Artery, Anti-miasmatic, Homeopathy, Chromosomal abnormality.

### Introduction :

Homeopathy in Gynaecology and Obstetrics is not much explored and many homeopaths yet underestimate the power of Homeopathy in cases like Bad Obstetric History (BOH) and Single Umbilical Artery (SUA). Isolated SUA is the absence of chromosomal abnormalities and structural abnormalities in vitro. Fetuses and neonates with isolated SUAs have increased rates of prematurity, growth restriction and adverse neonatal outcomes. In this case we have explored the role of homeopathy in vitro where modern medicine has limited role to play and a two-vessel umbilical cord turned into a

well-functional three-vessel cord within a span of 2 months in a lady with strong history of BOH.

### Case - History :

A 29-year-old anxious multi-gravida from Burhanpur, with history of repeated idiopathic Intra-Uterine Fetal Deaths, came with ultrasonography findings of Single Umbilical Artery (SUA) at 20 weeks 1 day of gestation in her fourth pregnancy. On further investigation it was found to be a case of Isolated SUA.

**Obs/H:** G4 P2 A1 L1                      LMP: 24/5/2021  
Mean gestational age by USG - 19 weeks 4 days & by LMP - 20 weeks 1 day

USG stated : **The umbilical cord is two vesselled, the fetal doppler screening in all vital vessels are normal**

As per the history of patient,

1<sup>st</sup> pregnancy – IUFD in last month of pregnancy

2<sup>nd</sup> pregnancy – fetal death on second day after birth

3<sup>rd</sup> pregnancy – Patient took homeopathic medicines from me to save the child, we succeeded partially – baby was born with cyst in brain which required brain surgery, now baby is fine at age 3 years.

4<sup>th</sup> pregnancy – umbilical cord has two vessels though everything is fine. But they visited me for same to save the child.

Apart from morning sickness during first trimester, no any other major complaints.

Single Umbilical Artery risk factors and pregnancy outcomes, Lynn Murphy-Kaulbeck1, Linda Dodds, K S Joseph, Michiel Van den Hof, PMID:20859147, DOI: 10.1097/Aog.0b013e3181f0bc08.

### Family history :

Father – Hypertension.

Mother – Hypothyroidism



**Conclusion :**

By this case, we learnt the importance of knowledge of miasms in understanding and analysis of such cases. Being a one-sided disease case as per the Hahnemannian classification of diseases, it was difficult to get the desired result. If not for the knowledge of miasms and proper application of the same, probably this pregnancy would have turned out to be eventful too. Also, rather than thinking about whether homeopathy would work in any particular case, we should think of such cases as a challenge and justify the application of aphorism of knowledges of physician 3.

**Reference:**

1. Murphy-Kaulbeck L, Dodds L, Joseph KS, Van den Hof M. Single Umbilical Artery risk factors and pregnancy outcomes. PMID: 20859147. DOI: 10.1097/AOG.0b013e3181f0bc08.
2. Samuel Hahnemann, Organon of Medicine, 6<sup>th</sup> edition, aphorism 205, anti-miasmatic treatment.
3. Samuel Hahnemann, Organon of Medicine, 6<sup>th</sup> edition, aphorism 3, knowledges of physician.
4. Roger van Zandervoort, Complete Repertory, female genitalia, recurrent abortions



**STUDY OF MERCURY GROUP IN CASE OF INFLAMMATORY CONDITIONS WITH SPECIAL EMPHASIS ON MERC SOL**



**Dr. Nilima Bhoj**

Professor and HOD, Department of FMT

Kakasaheb Mhaske Homoeopathic Medical College, Hospital & Post Graduate Institute Ahmednagar, (M. S.)

**Abstract :**

Inflammation is part of the body's defense mechanism. It is the process by which the immune system recognizes and removes harmful and foreign stimuli and begins the healing process. Inflammation can be either acute or chronic. Mercury group has a prospective role of treatment in inflammatory condition as because homoeopathic treatment is not only based on the disease symptoms alone, but also on person's physiological and emotional symptoms. In homeopathy, Merc sol can treat inflammatory condition by directing overactive immune system. They decrease joint inflammation and symptoms including swelling, pain and stiffness of joints.

In all the selected cases, psora is in the background. 10 cases were selected out of which 5 were showing improvement 2 were showing progressive improvement, 3 were showing no improvement.

**Keyword-**

Inflammation, H<sub>4</sub>HgN<sub>4</sub>O<sub>6</sub>, Hydrargyrum, Quick Silver.

**Introduction :**

Inflammation (from Latin: inflammatio) part of the complex biological response of body tissues to harmful stimuli, such as pathogens, damaged cells, or irritants, and is a protective response involving immune cells, blood vessels, and molecular mediators. The function of inflammation

is to eliminate the initial cause of cell injury, clear out necrotic cells and tissues damaged from the original insult and the inflammatory process, and initiate tissue repair.

**Inflammation: -**

**Definition :**

Inflammation is defined as the local response of living mammalian tissue to injury due to any agent.

Body defense reaction eliminate or limit the spread of injurious agent.

**Types of inflammation: -**

Mainly of 2 types i.e., acute and chronic

**1. Acute Inflammation**

- a. Short duration
- b. Represents the early body reaction-followed by healing.

**2. Chronic inflammation**

- a. longer duration.
- b. causative agent of acute inflammation persists for a long time.
3. Another variant, Chronic active inflammation.

**Disease Associated with Inflammation :**

**Joint diseases:**

Rheumatoid arthritis (inflammation of the joint synovial membranes), gouty arthritis, psoriatic arthritis, bursitis, and ankylosing spondylitis (inflammation of the vertebrae, ligaments, and the sacroiliac joints)

**Allergies:** Asthma and hay fever. Asthma involves inflammation of the airways. Life threatening inflammation or anaphylaxis that affects the whole body may occur due to an allergic reaction to drugs, or insect bites.

**Heart disease:** Chronic inflammation has been linked to diseases of heart and blood vessels. The buildup of fatty, cholesterol-rich plaque in blood vessels causes chemicals to be released from the white blood cells. These chemicals respond to the fatty plaque as foreign invaders. Inflamed blood vessels and fatty plaques can cause blockages and blood clots, which may lead to heart attacks.

**Diabetes:** This endocrine/metabolic disease may result when there is destruction of the endocrine cells of the pancreas (islets) due to autoimmune inflammation with a reduction or lack of insulin secretion from the islets resulting in high blood sugar levels (diabetes).

**Bone disease :** Chronic inflammation is associated with increased bone loss and lack of new bone formation. Also, inflammation in the gut can decrease the absorption of nutrients that are important to bone health, like calcium and vitamin D.

**Skin diseases :** Acne, boils, lupus, psoriasis, and dermatitis.

**Study of Mercury Group: -**

1. Mercury, is a chalkophilic element in the earth characterized by strong affinity for Sulphur. It appears predominantly as red cinnabar (HgS) in earth and is obtain from it by roasting

2. Mercury once ingested is mobilised by Sulphur and excreted. Its chemical action on the protein compounds of organisms is affected through the Sulphur containing group. Mercury shows great tendency to the formation of complex compound.

3. Mercury is the only elemental metal which is liquid at room temperature.

**Important Remedies :**

1. Mercurius Solubilis- contains ammonia & nitrate (Hg + NH<sub>4</sub> + NO<sub>3</sub>)

2. Mercurius- hydrargyrum /merc vivus- quick silver

3. Mercurius corrosivus- corrosive sublimate

4. Mercurius dulcis- calomel

5. Mercurius iodatus flavus- Merc proto iodatus- Iodide of Hg

6. Mercurius biniodatus- Merc iodatusruber

7. Mercurius sulphuricus- Merc-sul

**Common Traits and Group Characteristics :**

**Sphere of action :** All mercury remedies mainly acts on glands and bones they also have mark action

On central nervous system. Other important sphere of action of mercury group are salivary gland mucous membrane, skin, lymph nodes, periosteum, synovial and serous membranes, kidney (tubules etc.)

**Constitution:**

Mercury group Remedies predominantly cover syphilitic affection. They all show mainly lymphatic constitution in many remedies of this group there is history of syphilis in past or in family. They are very much slow in action.

**Mental Generals:**

- All the mercury remedies show slow mental activity.
- Weakness of memory.
- Mercury group show reduce will power or no will power.
- They also show less confidence and always show fear about their work and activities.

**General Features :-**

- Mercury Group remedies show metallic taste in mouth.
- Tremors are basic characteristic of this group.
- Most of the complaints of this group aggravated at night and during perspiration.
- They all show tendency of pus formation or suppuration along with much offensiveness.

**Particular Complaints and Group**

**Characteristics :-**

- Some of the particular complaints of mercury group remedies are tremors, rheumatic pains in joints and bones, eczema, induration of glands, ulcers.
- Mercury group remedies are found very much effective, very commonly in clinical conditions like Hemorrhagic disorders, otitis media, anemia, catarrh, aphthae, dysentery, tonsillitis.

**Material and Methods :-**

1. Clinical manifestations and types of inflammatory disorders.
2. Investigation and diagnosis.
3. Approach of homeopathic medicines towards inflammatory disorders.

**Source of Data: -** Clinical cases for study were taken from Homoeopathic college OPD.



**Methods of Collection:** - Including both males and females Above 15-60years.

**Study Duration:** 1 year

**Selection of samples :**

Clinical cases where Merc sol remedy is indicated were selected.

**Sample Size:**

10 OPD patients of various age groups out of which 7 were males and 3 were females.

**Inclusive and Exclusive Criteria:**

**Inclusive Criteria:**

- Cases of age group 15-60 years were included.
- Patient who were willing to given consent for study were included.

**Exclusive Criteria :**

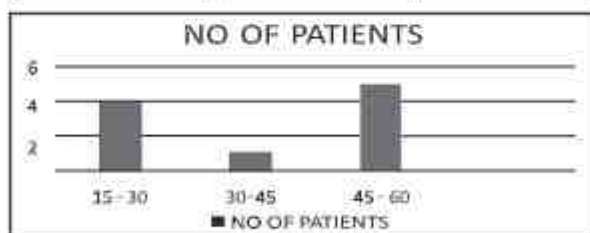
- Patient below the age group of 0-15 years and above 60 years were excluded.
- Cases with complications and case of complex disease were excluded.
- Patient who were not willing to give consent for study were excluded.

**Observation and Result :**

In this systemic review we present information relating to the effectiveness and safety of the following interventions: that were homoeopathic remedy – Merc sol which was given in single dose 30 to 200 potency, according to its duration of action and sphere of action.

**1. Distribution of cases according to age :**

Age group	No. Of cases	Percentage
15-30 years	4	40
30-45 years	1	10
45-60 years	5	50



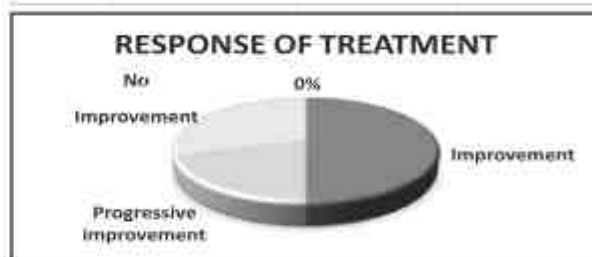
**2. Distribution of cases according to gender :**

Sex	No. of cases	Percentage
Male	7	70%
female	3	30%



**Response of Treatment :** As per the statistical study, improvement was noted in 5 patients, progressive improvement was noted in 2 patient's and no improvement in 3 patients.

Sr.no	Result	No. Of Cases	Percentage
01	Improvement	05	50%
02	Progressive improvement	02	20%
03	No improvement	03	30%



**Result –**

No of patients entered: 10

No of Patients who followed protocol: 10 No of patients improved: 05

Success rate of cure: 50%

**Conclusion :**

Inflammatory disorders occur when our body encounters an offending agent like viruses, bacteria and toxic chemicals. Inflammatory disorder occurs in both the sexes and all ages. As the disease process does affect both the mental and the physical health simultaneously in all the cases. Homoeopathic remedies act a safe and effective treatment in managing present complaints as well as prevention and its complication.

**References and Bibliography :**

- Davidsons Principle and Practice of Medi.
- Harrison's Principle of Internal Medicine
- API text Book of Medicine.
- Organon of Medicine.
- Homeo. Materia Medica by Dr. W. Boericke
- Allen's key notes by Dr. H. C. Allen
- Pocket manual of Homoeopathic Materia Medica and Repertory by Dr. William Boericke
- The soul of remedies by Rajan Sankran
- A group study/analysis of Homoeopathic Materia Medica by Dr. Dhadphale G. M.
- Essence of Materia Medica by Dr. George Vitoulkas
- Kent's Repertory of the Homoeopathic Materia Medica by Dr. J. T. Kent
- Websites : [www.homeobook.com](http://www.homeobook.com)
- [www.slideshare.net](http://www.slideshare.net)
- [www.homoeopathy360.com](http://www.homoeopathy360.com)



## SCOPE OF BOGER BOENNINGHAUSEN'S CHARACTERISTICS AND REPERTORY IN THE SELECTIONS OF MEDICINE IN COMMON ACUTE SURGICAL COMPLAINTS



**Dr. Arpana S. Pareek**  
Professor and  
HOD Department of Repertory

Guide By : **Dr. S. K. Mishra**  
Prof and HOD, Dept. of Repertory  
Govt. HMC Bhopal (M.P.)

### ABSTRACT:

**Background** - Boger Boenninghausen's Characteristics & Repertory (BBCR) has more clinical utility in cases having marked modalities, concomitants, pathological and objective symptoms. The acute surgical cases are common in different ages where the modern therapy included firstly conservative followed by surgery but the cases are observed where the reappearance of the disease in virulent form occurs. Rubrics related to pathology including constitutions, diathesis that can be considered as one of the causes of the manifestations shown in this repertory. Hence, BBCR is used to analyse the clinical applicability in common acute surgical complaints.

**Materials & Methods** - A case series study was adopted to assess the clinical utility of BBCR in cases of Abscess, acute appendicitis, acute tonsillitis and renal stone. Total 30 patients were enrolled in this study.

### Results :

5 cases were partially cured 25 cases showed marked improvement. Nux Vomica, Sulphur, Belladonna, Bryonia alba and Mercurius were commonly prescribed remedies in markedly improved cases.

**Conclusion** - The study showed significant improvement in common acute surgical cases by using BBCR.

**Keywords** : Homoeopathy, Boger Boenninghausen's characteristics & repertory, Surgical Complaints

**Abbreviations:** Boger Boenninghausen's Characteristics & Repertory (BBCR)

### INTRODUCTION

Boger Boenninghausen's Characteristics Repertory was created by Dr Cyrus Maxwell Boger. The main philosophy of BBCR is based on Doctrine of complete symptoms and concomitants, Doctrine of pathological generals, Doctrine of causation and time, clinical rubrics, evaluation of remedies, fever totality and concordances.

Different types of constitutions and diathesis with group of remedies are available. Pathological generals tell the state of the whole body and its changes in relation to the constitution which help to concentrate on more concrete changes to select the Simillimum. Dr. Boger also gave importance to causation and general modalities followed by general sensations which hold the key in the remedy as well as in the person.

The common acute surgical complaints are those complaints which need immediate surgery. There are several complaints which are acute surgical but here I have selected only four complaints that are Abscesses, appendicitis, tonsillitis, and renal stones.

The acute surgical cases are common in different ages where the modern therapy included firstly conservative followed by surgery but the cases are observed where the reappearance of the disease in virulent form occurs.

According to modern system of medicine, the acute surgical cases are those in which one requires immediate surgery. They advise to do surgery as soon as they diagnose the case in spite of knowing the lots of complications of surgery. According to them, there is no other treatment other than the surgery. But there is good role of homoeopathy in treating these cases. Here I want to show how the Boger Boenninghausen's Characteristics and Repertory is useful in finding out the simillimum for the common acute surgical complaints.

In our homoeopathy, there are several medicines through which we can treat these types of cases after prescribing according to the totality of symptoms and individualization. The constitution also plays an important role in prescribing homoeopathic medicine and when we prescribe medicine constitutionally, the patient easily gets rid of the prominent miasm because of which he is suffering from the disease. By treating these surgical cases after selecting medicine from the repertory Boger Boenninghausen's Characteristics and Repertory, we can

- Reduce the postoperative complications and can lengthen the life of a patient.
- Minimize the recurrent attacks with the help of homoeopathic medicines.
- Increase the immunity of the patient.
- Other ailments can also be cured with the help of constitutional medicine.

In this study, the constitutional approach to treat the manifestations of gout has shown the significant utility of BBCR on pathological ground as well.

#### AIM AND OBJECTIVES :

1. To study clinical features and complications of common acute surgical cases like abscesses, acute tonsillitis, acute appendicitis, and renal calculi.
2. To try and give relief to the patients suffering from common acute surgical complaints.
3. To understand the limitation of modern therapies including surgery.
4. To know the effect of other therapies in this aspect.
5. To review the published literature on the management of abscesses, acute tonsillitis, acute appendicitis, and renal stone.
6. To establish scope of Homoeopathic Medicines in the management of common acute surgical cases abscesses, acute tonsillitis, acute appendicitis, renal calculi.
7. To establish the scope of Boger Boenninghausen's characteristics and Repertory in the selection of medicine for the abscesses, acute tonsillitis, acute appendicitis, renal calculi.

#### STUDY TOPIC :

An abscess is a collection of pus. It is of three type pyogenic, pyaemic and cold abscess. These abscesses cause great discomfort to the because of this the patient suffers from fever, pain, swelling, unable to do the movement of the particular part where the abscess occur. The pus collected in the area has to be drained by giving incision in the abscess. This can be only done by surgery hence it is called a surgical case.

An acute appendicitis is a condition in which an appendix is inflamed and causes great discomfort to the patient such as severe agonizing pain in the abdomen, nausea, vomiting, and fever. The appendix is called as an vestigial organ. The pain is so unbearable that the surgeon always think to remove this

organ and they think that after removing this, the patient will get immediate relief in spite of knowing the variable complications of appendicectomy.

Tonsillitis is a condition in which inflammation of the tonsils occur. These may be acute or chronic. The symptoms of the tonsillitis are rawness in the throat, difficulty in deglutition and fever etc. These symptoms are getting worse unless and until we do not treat them properly. In such cases, the symptoms are so worse that surgeons think that tonsillectomy is the only right choice instead of knowing the several complications of tonsillectomy.

Renal stone is a condition in which there is formation of stones in the kidney. These may acute or chronic. The symptoms of the renal colic depend upon the size of the stone lodged. The symptoms of the renal stone are pain and discomfort in the kidney region, difficulty in passing urine if stones come in the ureter or urethra. The variations in the quality of urine occur due to stone. A physician or surgeon can treat it with the help of conser-vative therapy but they suggest operation for removal of the stones. But there are more chances of recurrence after doing the operation.

Homoeopathy is a science based on old and well proven traditions of treating *like with like*. Homoeopathy believes in the art of individualization and the concept of totality.

As far as the individual patient is concerned, it is still the quality of individual caring and understanding, the personality and sensitivity of the doctor, and the art of listening and communication, which are most important and most appreciated. Nevertheless the process of understanding, openness and communication is still painfully slow, particularly within the specialization of the medical profession. The care of and responsibility for the patient is often lost in the division of medicine into sub-specialization, and it is impossible to get any adequate facts at all about diagnosis of treatment without creating a fuss.

Homoeopathy overcomes all these problems, as there are no specialty branches, which divide the patient into parts, but on contrary every patient is understood and studies as a whole.

Homeopathy does not cure by finding a substitute or making another disease – the

disease of the doctor – but it simply removes the disease and leaves the constitution, the entire, better for the loss. It does not relieve pain or infection at the cost of the constitution. It does not relieve the tonsillitis at the cost of causing colitis or vaginitis. Whatever the limitations of homoeopathy it never makes the patient worse.

So here I want to treat the common acute surgical cases by finding out the similimum with the help of homoeopathy by using BBCR. To do this, I have taken 30 cases of different acute surgical cases, studied them properly i.e. their clinical features, signs, special investigations, complications, differential diagnosis etc. and after complete homoeopathic case taking advised by our master Dr. Hahnemann is done. After case taking, the analysis and evaluation of symptoms is done and reportorial totality is made. Then with the help of reportorial analysis, the group of remedies is found and after consulting Materia Medica, single medicine with proper dose is prescribed and result has been observed.

**MATERIALS AND METHODS :**

**Planning And Source Of Data :**

A prospective study of 30 cases having acute surgical complaints was carried out between May 2008 to May 2009 at my clinic as well as cases from Shri. R.P. Chordiya Hospital Chandwad to see the efficacy of homoeopathic medicine in treating common acute surgical complaints. The cases obtained from different ages, occupation, body built, socioeconomic status, habits were taken into consideration during this period.

**Selection of Patients:**

Patients exhibiting signs and symptoms indicative of surgery were included in this study.

The symptoms, signs and laboratory findings were followed for diagnosis of the cases. This is done not only to support the diagnosis but also to rule out any complication.

**METHODOLOGY:**

**Case Recording**

One standard case recording schema and a special questionnaire was maintained for keeping the clinical profile of the patients. This format was prepared according to the homoeopathic method of case taking, keeping the diagnostic aspects. The schema incorporates the biodata as well as other

specific information about the patients including their age, religion, occupation, addiction, habitat, habits, their presenting features, past/personal/family histories, physical/mental generals, physical examination findings etc. it also includes data of routine and special investigations done to confirm the diagnosis. The format also records the details of treatment given with, medicine, potency, repetition, schedule diet and advice and details of follow up till the end of treatment and finally results/remarks if any.

**Diagnostic Criteria**

The diagnosis of the patients was made mainly on history, the symptoms and signs of acute surgical complaints such as abscesses, appendicitis, tonsillitis, and renal stones.

**Inclusion Criteria:**

Most of the cases of common acute surgical complaints are children and young ones though adult cases were taken into consideration.

**Exclusive Criteria:**

- Other systemic complications
- Diseases affecting other than abscesses, appendicitis, tonsillitis and renal stones.

**Selection And Administration Of Medicine**

Medicine was given on the basis of law of similar and concept of individualization. Potency selection was based on the rules of homoeopathic posology

**Routes Of Administration**

Medicines were administered orally.

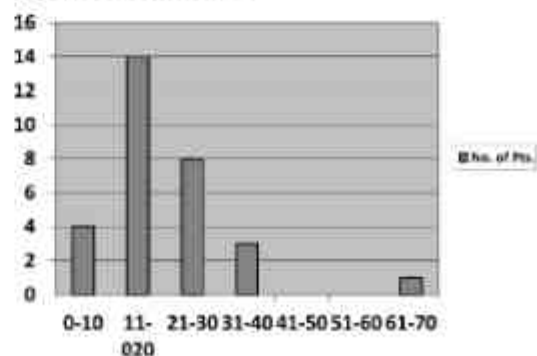
**Follow-up Criteria:**

Patients were assessed on the basis amelioration of complaints. Follow-up was taken whenever necessary for 6 months.


Patients with complete relief of symptoms with the remedy but relapse of similar complaints within 6 months of time span will be considered as recurrence.

**OBSERVATION AND ANALYSIS :**

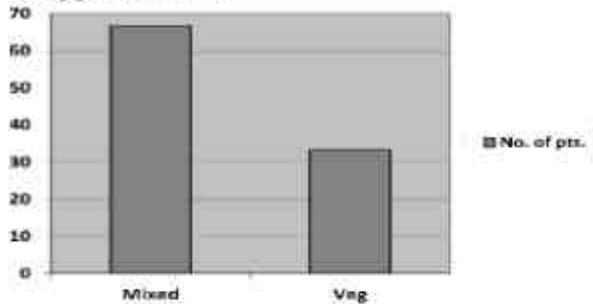
**I. Age Incidence :**



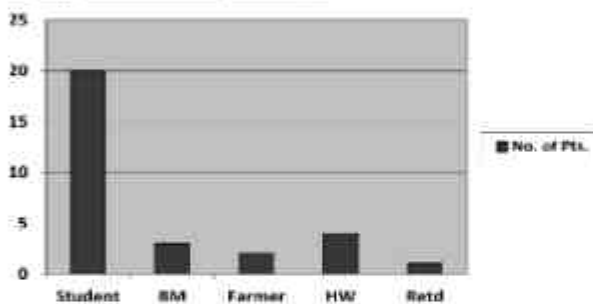
**2. Sex Incidence**



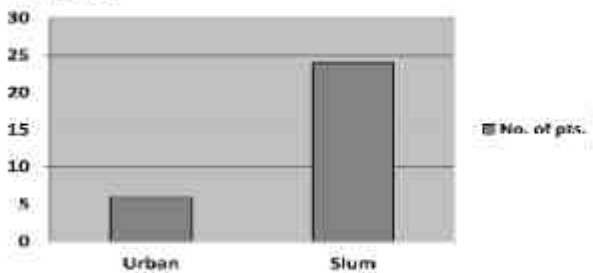
**3. Type of Diet :**



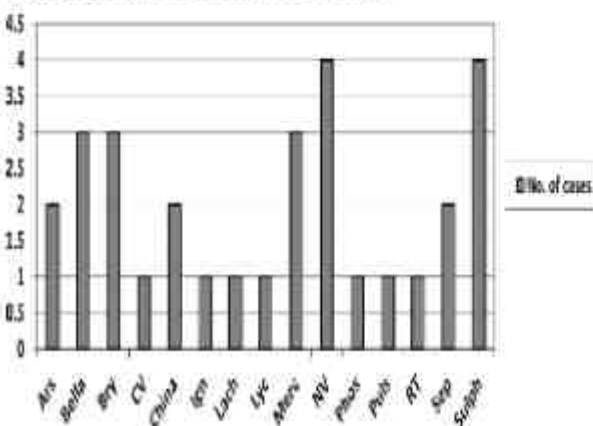
**4. Type of Occupation :**



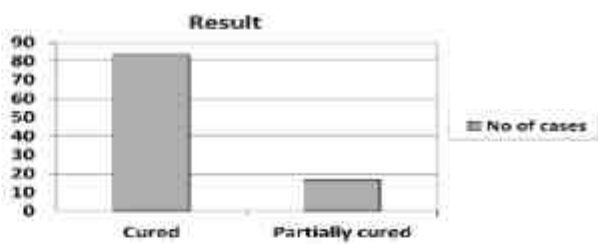
**5. Distribution of cases in relation with habitat :**



**6. Remedy used in the study :**



**7. Result of the treatment :**



**SUMMARY AND CONCLUSION**

The treatment of common acute surgical complaints is only surgery according to modern system of medicine. Sometimes due to low socioeconomic status the patients are unable to pay the required fee for the surgery and if these conditions are not treated the patient will become uncomfortable and several complications will occur and sometimes in conditions such as appendicitis the patient die also. Though, it is very common conditions, but due to afraid of operation the people fear to seek advice of the physician and because of these, the condition of the patient will deteriorate and cause complications in their body. If they consult a surgeon for these conditions, they advise them to do surgery immediately.

To study these common acute surgical cases, the 30 patients suffering from these types of diseases were administered various homoeopathic medicines to explore the effectiveness of the homoeopathic medicines.

The patients were divided into 4 groups. Group I - Acute tonsillitis. Group II - Abscesses, Group III - Renal stone, and Group IV - Acute appendicitis. All these four groups were administered acute as well as chronic deep constitutional medicines. The medicines were prescribed empirically on oral route. The medicines were prescribed in the form of potencies; the dose was 4-5 pills at a time. Depending upon the severity of the cases the dose was repeated two to three times a day. Most of the times the dose was administered in water doses, every half an hour to one hour, every two hourly and four hourly in acute cases. Repetition was done till some subjective effect observed.

Total 30 cases were treated. The end result found to be positive and encouraging. Among thirty cases 25 cases were completely cured while 5 cases were partially cured. Though all the potencies are effective but positive response was more with medium and high potencies. Negative response was more

in cases of elder ones. The positive response was more in children.

The result obtained from this study is encouraging. So the most outstanding feature of this study was

1. Homoeopathic medicines are effective in the treatment of common acute surgical complaints such as abscesses, acute tonsillitis, acute appendicitis, and renal stone.
2. More effective in children when compare to the elder ones.
3. Homoeopathic medicines play an important role in treating surgical cases as avoiding dangerous complications of surgery.
4. All 30 cases were repertorise with the help of Boger Boenninghausen's Characteristics and Repertory. This repertory is very useful in treating acute cases.

In all these common acute surgical cases, not only the location is important but also the sensation, modalities, concomitants and physical and mental generals are important as these help in selecting the proper homoeopathic medicines.

Homoeopathic medicines have relieved the symptoms of common acute surgical complaints in a considerably less time. Compared to modern system of medicine, our medicines are very much cost effective and provide relief for a longer time.

The study has also shown that most of the cases are relieved and had no recurrence where as with surgery the recurrence is high and it reveal that homoeopathic medicines strengthen one's defense mechanism to fight off with the condition.

The human body is a perfect machine made self-sufficient by the creator, it has hot computers to take decisions and chemical factories in the form of glands to produce chemicals etc. required for proper working of this machine. The human body has primarily two systems that are defensive and reparative. Homoeopathic medicines help in strengthening these both mechanisms.

Through this study it was found that common acute surgical complaints such as tonsillitis and appendicitis are more common in young children and abscesses and renal stone can occur at any age. This study also concludes that medicines more useful in abscesses are Arsenic, Sulphur, China, Bryonia, in acute appendicitis are Arsenic,

Belladonna, Carbo Veg, China, Nux Vomica, Phosphorus, Pulsatilla, Sepia, Sulphur in tonsillitis are Belladonna, Bryonia, Ignatia, Lachesis, Mercurius, Nux Vomica, Rhus Tox, Sepia, and renal stones are Bryonia, Lycopodium, Mercurius, Nux Vomica and Sulphur.

Every new case we get is a different puzzle to solve and that's the beauty and challenging part of homoeopathy. Homoeopathy cannot stand without the pillar of individualization and this was again confirmed through this small study. Homoeopathic medicines when given on the basis of symptom similarity and on the principle of individualization can soothe any discomfortable condition and give rapid, gentle and permanent restoration of health.

Each is a unique individual, of unique heredity, of unique environment, of unique biochemical structure and unique mental background and so homoeopathic medicines are given on the tailor-made approach where as allopathic medicines are given on readymade approach and so homoeopathic medicines can meet the requirements of each unique individual properly.

#### **Bibliography :**

1. Nan A. K.; "Undergraduate Surgery"; Fifth Reprint Edition October 2004, 32B Radhakanata Jew Street, Kolkata 700004; Nirmala Publishing House.
2. Das S.; "A Concise Textbook of Surgery" 'Reprint Edition June 1996, 13, Old Mayors' Court, Calcutta 700005
3. Chatterjee B. P.; "A Short Text Book of Surgery Vol I"; Third edition April 1993, New Central Book Agency (P) LTD. Calcutta
4. Bailey & Love's; "Short Practice of Surgery"; 23<sup>rd</sup> Edition 2000; Arnold, a member of the Hodder Headline Group, 338 Euston Road London NW1 3BH.
5. Harsh Mohan; "Textbook of Pathology" ; Fifth Edition 2005; EMCA House 23/23B Ansari Road Daryaganj, New Delhi 110002 ; Jaypee Brothers Medical Publishers (P) Ltd.
6. Chourasia B.D.
7. Bhargava K.B., Bhargava S.K., Shah T. M.; "A Short Textbook of E.N.T. Diseases"; Fourth Edition, 1<sup>st</sup> Reprint; Gopal Bhuvan, Tagore Road, Mumbai 400054; Usha Publications.
8. Boger C. M.; "Boenninghausen's Characteristics Materia Medica & Repertory";

Reprint Edition November 2007; Block 5/62, Dev Nagar, Pyarelal Road, Karol Bagh, New Delhi 110005; Indian Books & Periodicals Publishers.

9. Burnett J. C.; "Enlarged Tonsils"; Reprint Edition 1997; Street No. 10, Chuna Mandi, New Delhi – 110055; B. Jain Publishers Pvt Ltd.

10. Harry Clements., "Save Your Tonsils!"; Reprint Edition 1974; wellingborough, Northampton shire, Thorsons Publishers Ltd.

11. Taber's Cyclopedic Medical Dictionary; 19<sup>th</sup> Edition; F.A. Davis Company, 1915 Arch St., Philadelphia, The United States of America.

12. Kulkarni Shrikant: "Surgery therapeutics"; Reprint Edition 2001: 522, FIE, Patpar Gunj, Delhi – 110092: Unisons Techno Financial Consultants (P) Ltd.

13. Software - Homopath

1. Website

[www.similima.com](http://www.similima.com), 2. [www.google.com](http://www.google.com)

## HOMEOPATHIC APPROACH TO WARTS : A Case Study



**Dr. Sneha Wagh.**

MD (Hom.) Prof / HOD / Vice Principal  
Dept of Repertory.

DKMM Homeopathic Medical College And Hospital - Ch Sambhajinagar Maharashtra, India 431001

**ABSTRACT :** Warts are the growth of skin resulting from human papilloma virus infection. These may be single, multiple, smooth or cauliflower like and are generally treated by applying medicine externally Or surgical excision procedure. Warts are classified under one sided disease as external local maladies. They often have individualistic and immunological basis as also familial tendencies. Warts are included under miasm sycosis. Although warts are local disease they are treated with internal remedy which is based on comprehensive understanding of the patient. **Homeopathy** has a major role in the treatment of warts. A constitutional remedy this selected to eradicate the complaints locally as well as internally thereby providing long lasting relief from complaints.

### KEYWORDS :

Homeopathy, internal medicine, warts.

### INTRODUCTION :

Warts are the growth of skin resulting from human papilloma virus infection. In general three types of warts are found. A) Common warts appear on any part of the body. B) Plantar warts appear on the sole of feet . C) Genital and anal warts appear on the genitalia and anal region. These are contagious and can spread from direct skin contact. Warts are of diagnostic value to us in distinguishing between different stages of disease. The verruca vulgaris is found in children who are suffering with hereditary sycosis, they appear at or about the second dentition. The verruca filiformis comes as a tertiary lesion is an acquired form of sycosis. The verruca

planajuvenilis is another hereditary form found more or less upon the back of hands and faces of children and young people. They are usually pigmented, disseminated and in irregular unilateral groups.

### INCIDENCES/PREVALENCE :

There are few reliable, population based data on the incidence and prevalence of non genital warts. Prevalence probably varies widely between different age groups, populations and periods of time. Two large population based studies found prevalence rates of 0.84 % in the US and 12.9 % in Russia. Prevalence is highest in children and young adults and two studies in school populations have shown prevalence rates of 12 % in the 4-6 year olds in the UK and 24% in the 16 to 18 year olds in Australia.

### AETIOLOGY/RISK FACTORS :

Warts are caused by HPV of which there are over 100 different types. They are most common at sites of trauma, such as the hands and feet and probably results from inoculation of virus into minimally damaged area of epithelium. Warts on the feet can be acquired from walking barefoot in areas where, other people walk barefoot.



**Verruca Vulgaris.**



**Verruca Plana**



Verruca Plantaris.



Filiform Warts



Genital Warts.



Periungual warts

**HOMEOPATHIC MANAGEMENT:**

1. Calcarea carbonica – Calcarea carbonica is indicated in warts which may be fleshy, horny, painful and offensive patient is usually chilly, lazy and indolent and fearsome.
2. Causticum- Causticum is indicated in old, pendunculated warts, suppurating with great sensitivity to touch, hard, hornywarts that bleed easily. Deep burns and their effects. Patient is sympathetic and anxious.
3. Dulcamara–Dulcamara is indicated in flat and hard warts located on backs of hands and face. Also indicated in Homeopathic management of large warts patient is worse in cold, damp weather or humidity.
4. Natrum Muriaticum: Warts on palms and fingers patient is sensitive, sentimental, reserved and resentful. They also have marked craving for salt.
5. Nitric Acidum- Nitric Acidum is large fissured warts that itch and sting or bleed upon washing. This remedy is also indicated for people who are anxious about health and worry about cancer often useful for warts that have a horny wall surrounding acentral depression or the more common plantar warts.
6. Thuja occidentalis–The most common homeopathic remedy for various kinds of warts. Thuja is indicated in isolated, jagged warts that smell or bleed easily or mosaic warts on the sole of the foot. It is commonly needed for genital warts.

**Case.**

Name Mrs SNL.

Age-32 yrs Sex-F DOC-23/07/16

Chief c/o: Hard & painful lesion on both elbows since 2 months. Patient was apparently all right before 2 months she

slowly developed hard rough painful lesion on both elbows.

These lesions are sensitive to touch and pressure . Mild itching with pain from Lesions.

Associated Complaints- Heaviness in body since many days

F/H: NS

P/H: NS

Personal History : Thermals Chilly

Perspiration: Profuse and Offensive all over body

Menstrual & Obs History-G1 P1 A0L1

Menses Scanty and Irregular

Mind: Timidity in Public, Indolent

Anxiety about Future

Fear of something bad will happen

G/E : Temp: A Febrile

PR : 78/min

RR :16/min

BP : 110/70 mm of Hg

S/E : CNS Conscious, well Oriented

CVS : S1 S2 Heard

RS : AEBE clear

P/A: No Tenderness

LE : Hard & rough, Painful lesions on both elbows

Diagnosis - Verruca Vulgaris

**After Repertorization :**

Analysis of Symptoms	Evaluation of Symptoms	Repertorial Totality
Mind General	1. Indolent	1.Mind Laziness
1. Indolent	2. Timidity public	2.Mind Timidity Public about appearing
3. Timidity in Public	3.Fear of Something bad will Happen	3. Mind Future Misfortune of
4. Fear of Something bad will Happen	4.Anxiety about future	4. Mind anxiety future about
5. Anxiety about future	5.Heaviness of Body	5.Generals heaviness Internally
6. Physical Generals	6.Perspiration profuse & offensive all over body	6.Perspiration Profuse
1.Thermally Chilly	7. Perspiration odor offensive	7. Perspiration Odor offensive
2.Perspiration Profuse all Over Body	8 Skin Warts Sensitive to Touch	8Skin warts Sensitive to touch
3 Heaviness of Body	9 Skin warts itching	9Skin warts hard
7 Particulars	10 Skin Warts Painful	10 Skin warts itching
1 Hard & rough warts on elbows		11 Skin warts Painful
2 Warts Sensitive to touch		
3 Warts itching		
4 Menses scanty & irregular		



Probable Remedies: Thuja 16/10, Sil 20/9, Phos 17/9.  
Med selected – Silicea 200 .

### Follow up Chart.

Date	Observation	Prescription
12/8/16	Warts same, but itching & pain reduced	Silicea 200 three doses SI TDS for 15 Days
10/9/16	Warts Reduced No Pain, No Itching	SL X TDS X 15 Days
1/10/16	Warts disappear completely, Menses Regular	SL X TDS X 15 Days
11/11/16	No Warts	SL X TDS X 15 Days

### REFERENCES :

- A. Allen J. H. The chronic miasm vol 2 New Delhi : B. Jain publishers 2007 pg no 65.  
B. B. K. Sarkar : Organon of medicine by Samuel Hahnemann with introduction and commetayon Text Kolkata : M: Bhattacharya and CO (P)  
Ltd 1980. Pg no 408  
C. Hahnemann S. Organon of medicine Reprint

6 theddition New Delhi B. Jain publishers 1983 pg no 237.

D. Hahnemann S. Organon of medicine Reprint 6 theddition New Delhi B. Jain publishers 1983 pg no 305.

E. Mayo clinic available from : <http://www.mayoclinic.org/diseases-conditions/common-warts/basics/causes/con20021715>.

F. Harrison's principles of internal medicine 15 theddition published by Brounwaldfouci Houser Jansen.

G. Kumar and Clark clinical medicine 8 theddition edited by praveenkumar and Dr. Mischel.

H. James Tyler Kent, lectures on homeopathic materia medica B. Jain publishers.

I. Davidson's principles and practice of medicine 20 theddition.

J. Dr. J. T. Kent's Repertory of materia medica.  
k. Homeopathic Medical Repertory – Dr. R. Murphy.



## Homoeopathy in Polycystic Ovarian Disease : A Case Study



**Dr. Pratiksha R. Jadhav**  
MD - 1 (2021-22)  
Homoeopathic Philosophy,  
Smt.K.B.Abad HMC, Chandwad.



**Dr. Anagha N. Kulkarni**  
M.D., Ph.D  
Scholar, Prof., Guide,  
Dept. of Organon of Medicine,  
Smt.K.B.Abad HMC, Chandwad.

**Abstract-** Polycystic Ovarian disease (PCOD) is a complex metabolic, endocrine and reproductive disorder affecting approximately 5 to 10% of the female population in developed countries it is an emerging health problem in young females characterised by ovarian dysfunction and hyperandrogenism.<sup>(1)</sup> According to new study in Gynecologic oncology woman having PCOD may be at greater risk of developing some type of cancer if left untreated. Existing information indicates a positive role of homeopathy in PCOD.

The case reported here is that of PCOD in 30 years female who was treated with homoeopathic medicine shows effectiveness of homoeopathy.

**Keywords-** PCOD, Homoeopathy.

### Introduction -

Polycystic ovarian disease (PCOD) is a

problem in which a woman's hormones are out of balance. It can cause problems with menstrual periods and make it difficult to get pregnant. If it is not treated overtime it can lead to a serious health problem, such as infertility, diabetes and heart disease. The developing countries like China and India, undergoing rapid nutritional transitions and due to westernized diet and lifestyles also indicates 9.13% prevalence.<sup>(2)</sup> Its clinical characteristics include hyperandrogenism, Chronic anovulation's, insulin resistance and infertility and it has potential for major metabolic consequences including obesity, diabetes type 2 and Cardiovascular diseases while reproductive features are prominent. No such single criterion is sufficient for diagnosis.

It has been concluded that depression and anxiety are common in PCOD as compared to healthy women. It may often

associate with obesity and metabolic abnormality changes. The depression and anxiety did not show a significant change in PCOD after taking oral contraceptive pills therapy.

Homoeopathy medicines being holistic might help in these aspects which evaluates emotional aspects with disease symptoms through homoeopathic individual case taking for the assessment of quality of life.

**Case Report -**

A 30 years female consulted for the treatment on 10/08/2019 for the treatment of menstrual irregularities, last 3-4 months menses not appeared, weight gain and mild hair growth on chin and constipation since past 1 year. She was on gynaecologist treatment but did not found quit effective result which leads to her in anxiety day by day. The subject was investigated with ultrasound (USG) of abdomen and pelvis, Thyroid function tests and other necessary hormonal and blood investigations and were found to have an bilateral polycystic ovarian disease.

**Personal History -** Patient by occupation is a house-wife belonging to middle class socio-economic family.

**Past History -** History of- Chicken-pox in childhood.

**Family History-** Father-Diabetes Mellitus. Mother Hyperaci-dity complaints.

**On Examination -** No abnormality detected.

**Mental Generals-**

The patient was looking anxious and hopeful about recovery. The patient is house wife and has 1 girl child of 8 years. She was married 10 years back force fully by parents. She had love affair with someone before her marriage but did not succeed. The patient was looking sad and reserved, dwells on the memories of love affairs. Her husband does not respect her in house and in front of relatives. This hurt her a lot so she did not share her feelings with anyone. She was so disturbed that when someone tries to console her, it leads to irritability. Now she also had a fear of cancer due to the present illness.

**Physical General's -** The Patient is hot thermally. Her appetite was normal and had an aversion for sweets.

**Investigations -**Urine pregnancy test - Negative. Thyroid function Test -  
- All report were in normal range.

**ULTRASOUND REPORT**

TEST NAME	REFERENCE	VALUE	UNIT	REFERENCE RANGE
TEST NAME	REFERENCE	VALUE	UNIT	REFERENCE RANGE
<b>POLYCYSTIC OVARIAN SYNDROME (PCOS)</b>	2.2-4	0.0	CM	2.5-4.0
<b>ULTRASOUND REPORT</b>				
<b>Findings:</b>				
Uterus (Anterior):				
Endometrial Thickness: 0.8 CM				0.5-1.5
Myometrium: Normal				
Ovaries (Anterior):				
Right Ovary: 4.0 CM x 3.0 CM x 2.5 CM				3.0-5.0
Left Ovary: 4.0 CM x 3.0 CM x 2.5 CM				3.0-5.0
Both Ovaries: Multiple small follicles arranged in a peripheral ring (string of pearls appearance).				
Conclusion: Bilateral Polycystic Ovary Syndrome (PCOS).				

**innovision**

**USG PELVIS (TR)**

Transverse, a multiple multi-angiographic of polycystic ovaries performed.

**Findings:**

- Uterus: Normal size and position. Endometrial thickness: 0.8 cm.
- Myometrium: Normal echotexture.
- Ovaries: Bilateral ovaries are enlarged and contain multiple small follicles arranged in a peripheral ring (string of pearls appearance).
- Conclusion: Bilateral Polycystic Ovary Syndrome (PCOS).

BSL(R) - Normal  
 Ultra Sonography of Abdomen and Pelvis –  
 Report shows an bilateral Polycystic bulky Ovary.  
**Diagnosis- PCOD.**  
**Repertorisation- Totality of symptoms-**  
 1)Disappointment from love ones.  
 2)Anxiety about own health.  
 3)Consolation aggravation. 4)Discontented.  
 5)Fear- of cancer. 6)Sweet- aversion.

The repertorisation was done by using Radar 10 software with Synthetic repertory and following rubrics were taken

- 1) Mind - Ailments from - love; disappointed.
- 2) Mind Anxiety - health, about, -own health, ones.
- 3) Mind - Consolation- agg.
- 4) Mind-Discontented-reserved displeasure
- 5) Mind Fear-cancer, of.
- 6) Generals-Food and Drinks-Sweet-aversion.



**Differential Remedies-**

Natrum-Muriaticum	Ignatia-amara	Phosphorus
-Keep their emotion insistent eventually experience emotional hardening.	-Grief comes when the contact or emotional rapport cut off and become depressed. Bitterness after grief.	-Sensitive to criticism.
-Loneliness and desire to be alone.	-Break down in crying.	-Weeping easily Better by consolation.
-Weeps alone. -Persistent recalling of postmpleasuriness.	-She makes her grief known to everyone who comes near her.	-Express her emotion. -Weeps easily. -Strong anxiety for health.
-Consolation aggravation.	-She seeks sympathy.	-Consolation amelioration.
-Desire -Salt gricafiter.	-Aversion-fruitsep. grief after.	-Not as much

**Potency Selection-**

	Low	Medium	High
✓ Susceptibility		✓	
✓ Nature and intensity of Disease		✓	
✓ Seat of Disease		✓	
✓ Duration of disease		✓	
✓ Any previous treatment taken	✓	1	

**First Prescription -**

Natrum muriaticum 200 two doses 12 hourly and Phytum 4 pills TDS for 15 days. Basis of prescription: The similimum was selected on the basis of totality of symptoms. In epertori-

sation Ignatia, Calc-phos, Carcinosis, Sulphur were coming.

In this Case Natrum muriaticum was coming close to Ignatia but it was selected as it was most suitable to patient's history of chronic grief and its causation which disturbed which disturbed patient mainly. Some exercised for weight reduction was advised to the patient.

**Follow Ups :**

DATE	SYMPTOMS	MEDICINE	DONE
10/8/2019	-Menstrual irregularity, weight gain, constipation, mild hair growth on chin	-Natrum muriaticum 30 -Phytum	-2 doses BID  -For 14 days -4 pills TDS
26/8/2019	-Menses not appeared yet -Post grief thoughts reduced 50% better. -Constipation reduced -Energy level and 50% general condition improved	-Sawdud -Phytum	-Stop  -For 15 days  -4 pills TDS
13/9/2019	-Menses appeared for 2 days -Mentally and emotionally better (50-60%) -Constipation reduced (50%)	-Sawdud -Phytum	-Stop  -For 15 days -4 pills TDS
2/10/2019	-Menses appeared for 3 days and flow was normal. -General Condition improved than before (60%) -Constipation 70% better than before -Not suggested (25%) Reports again because we will going to observe consecutive 6 months whether menses appears or not.	-Sawdud -Phytum	-Stop  -For 15 days -4 pills TDS

**Discussion and Conclusion:** Homoeopathic medicine are effective in the management polycystic ovarian of disease, as the menstruation of the patient become regular and she was better symptomatically without any conventional medicines.

After going through the above case report study, it is apparent that there is genuine need of more studies in hormonal disorders for the progress of our profession. In clinics we are seeing results, but they are not getting documented due to lack of orientation in documentation. Hence every homoeopath should take maximum efforts to up bring Homoeopathy as the most effective and safe treatment.

**References-**

- 1) CCRH C.Homoeopathy in polycystic ovarian syndrome: A randomized placebo-controlled pilot study. Indian J Res Homoeopathy 2014;8(1):3-8. doi: [10.4103/0974-7168.129671](https://doi.org/10.4103/0974-7168.129671)
- 2) Kent J T, Lectures on homoeopathic materia medica. New Delhi, India:: Jain Publishing Company; 1980.
- 3) Radar 10.0 (Schroyens F. b. Synthesis 9.)



**News bulletin**

**Activities Conducted in the institute**



Seminar on the topic "Challenges for Homoeopath"  
by Dr. Sanjay N. Modi, Consultant Homoeopath,  
Mumbai, on 14<sup>th</sup> July 2023



Seminar on the topic "Epilepsy and its management"  
by Dr. Umesh Aher, M D Medicine,  
on 17<sup>th</sup> July 2023



Seminar on the topic "Emergency management  
of Poly - trauma" by Dr. Ketan Gandhi,  
Orthopedic Surgeon on 14<sup>th</sup> July 2023



Seminar on the topic "Clinical examination  
in renal system" by Dr. Aniruddha Dhokare,  
MD Nephrologist, on 26<sup>th</sup> July 2023



Seminar on the topic "G 20 Summit" by  
Prof. Dr. Manoj Patil, Vice – principal, Art, com. sci.  
College, Chandwad, Dr. Sunil Pawar, Principal, AHMC,  
Ahmednagar, Dr. Uday Pohane, Nagpur, on 8<sup>th</sup> August 23.



Seminar on the topic "Opportunities for medical  
graduates in clinical research & Job avenues  
overseas" by Dr. Devendra Dubey, Dr. Sharad Patel  
on 12th August 23



Seminar on the topic "Head injury and trauma management" by Dr. Anil Jadhav, Neurosurgeon on 25<sup>th</sup> August 23.



Seminar on the topic "How to catch mental symptoms in Anxiety neurosis and panic disorder" by Dr. Vrishinit Saudagar, Consulting Homoeopath, Nashik, on 14<sup>th</sup> July 2023

### Activities Conducted In The Institute



Department of Organon of Medicine organized "Debate competition" on 3<sup>rd</sup> July 23



Department of FMT and Pathology organized "Quiz competition" for II BHMS student on 22<sup>nd</sup> July



Department of HMM organized Seminar on "Integrated approach to understand management of hemorrhoids from the perspective of Homoeopathy and Ayurveda" on 25<sup>th</sup> July 2023



Department of surgery organized interdepartmental seminar on the topic "Hemorrhoids" on 25<sup>th</sup> July 23.

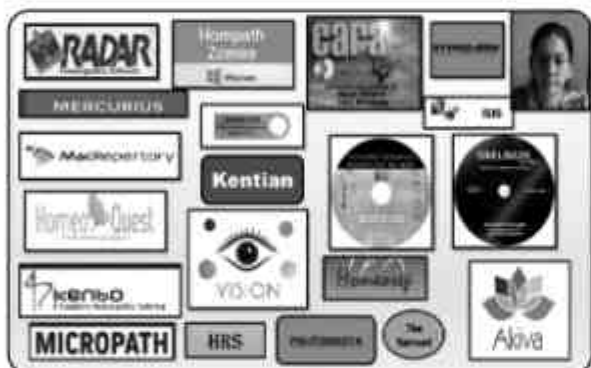


Department of Gynecology & obstetrics organized seminar on the topic "Integrated approach on cervical erosion" on 11<sup>th</sup> August 23.

## Faculty Invited As Resource Person



Dr. Minakshi A Potdar, Asso. Prof. Medicine department invited as guest speaker on "Awareness program on Hepatitis Day" at Subdistrict hospital Chandwad, on 28<sup>th</sup> July 23



Prof. & HOD Dr. Mrs. A. S. Pareek invited as a guest speaker under bureau of Indian Standards at New Delhi to discuss different Homo. softwares with Dr. Kumar Vivekanand, Member Secretary, Dept. of Ayush, Dr. Sandhya Rastogi, BRSur HMC, New Delhi, Dr. Jawar Shah, Mumbai, on 27<sup>th</sup> July 2023.



Asso. Prof. Dr. A. N. Brahamane, invited as guest speaker on the occasion of "Boys welfare program" at SNJB's Late Dhanrajji Mishrilalaji Bhansalli English Medium School on 17<sup>th</sup> August 23.



Asso. Prof. Dr. P. G. Kapadni, invited as guest speaker for "Orientation program of class X" at SNJB's Late Dhanrajji Mishrilalaji Bhansalli English Medium School on 18<sup>th</sup> August 23



Seminar on the topic "Menstruation and Hygiene" by Asso. prof. Dr. Mrs. S. R. Kale at SNJB's High- school on 21<sup>st</sup> sept. 23.



On the occasion of death anniversary of Dr.Samuel Hahnemann, Dept. of HMM organised "Blood donation & Thalassemia detection camp" on 2<sup>nd</sup> July 2023.



Department of Surgery organized "Exhibition" on 24<sup>th</sup> August 23



Hospital organized "Quiz Competition" for Interns on 25<sup>th</sup> July 23



NSS unit organized "Tree plantation program" on 1<sup>st</sup> to 6<sup>th</sup> July 2023

### Faculty Training Program



Workshop on "Microteaching" organized by Dr. M. H. Parewal (IQAC/ HSET), Dr. A. S. Pareek (IQAC/ HSET/ TLE) & HSET Members on 23<sup>rd</sup> August 23.

### Student Achievement




Miss Tejal Tejesh Jain, Final BHIMS received "9<sup>th</sup> Malti Allen Nobel Award" at Kolkata on 13<sup>th</sup> Sept. 23



## Institutes Run by the SNJB (Jain Gurukul)



Sr. No.	Name of the Education Branch	Year Est.	Tel. No. (02556)
01.	Shri. Neminath Jain Primary School	1928	253373
02.	Shri. Neminath Jain Secondary School	1928	252124
03.	Karmveer Keshavlalji Harkchandji Abad Arts & Shri. Motilalji Girdharlalji Lodha Commerce (Senior) & Science College	1970	252125
04.	Shri. Neminath Jain Higher Secondary School (Sci. Std. 11 <sup>th</sup> & 12 <sup>th</sup> )	1975-76	252124
05.	Shriman Pemrajji Dalichandji Surana Arts & Commerce (Junior) College	1976	252125
06.	Smt. Sagunbai Kadulaji Tatiya Adarsha Balvikas Mandir	1981	253373
07.	Shriman Hiralalji Hastimalji (Jain Brothers, Jalgaon) Polytechnic	1983	252127
08.	Shriman Deepchandji Fakrichandji Lodha Pharmacy College (D. Pharm)	1985	252529
09.	Shriman Pramilabai Danmalji Nahar (Premdan) Minimum Competency Vocational Course	1988	252124
10.	Smt. Kanchanbai Babulalji Abad Homoeopathic Medical College & Shriman Ratanlalji Premrajji Chordiya Hospital	1989	252544 252054
11.	SNJB's Late Shri. Dhanrajji Mishrilalji Bhansali English Medium School	1996	253314
12.	Shriman Sureshdada Jain College of Pharmacy (B. Pharmacy)	1999	252529
13.	SNJB's Late Sau. Kantabai Bhavarlalji Jain College of Engineering	2004	253750
14.	SNJB's Sau. Leelabai Dalubhau Jain (Jalgaon) D. T. Ed. College	2007	253987
15.	SNJB's Bhamashah Shri. Vijaykumarji Devrajji Mehata Dev- Vijay Post Graduate Institute of Homoeopathy & Research Center (M. D. Homo.)	2007	253282 252041
16.	SNJB's Smt. Sushilabai Mishrialalji Lunkad College of M. Pharmacy and Research Center	2008	253179
17.	SNJB's Law College	2022	252150



Book - Post