

KBA's Mission



**Smt. K. B. Abad Homoeopathic Medical College
Shri. R. P. Chordiya Hospital And Bhamashah Shri. V. D. Mehta,
Dev-vijay P. G. Institute of Homoeopathy & Research Centre**



Accredited by NAAC & NABH



NEMINAGAR, CHANDWAD - 423101 DIST.: NASIK (M.S.)


* Tel. (02556) 252544, 252054

* FAX (02556) 253282

* E-mail : kbahmc_risk@rediffmail.com

* Visit us at - www.snjb.org

Founder of Homoeopathy



Dr. Samuel Hahnemann

Founder of SNJB



**Karamveer Keshavlalji H. Abad
(Puja Kakaji)**

Our Inspiration



Smt. Kanchanbai B. Abad



Late Shri. R. P. Chordiya

VISION

To Promote Homoeopathy a Holistic Medical Science to beget Healthy Society.



MISSION

To nurture young aspirants into cultured, ethical ideal Homoeopathic Physicians by imparting quality Medical Education, serving the society, Nation and Humanity.



*** Patrons**

Hon. Bebilalji Sancheti
 Hon. Ajitkumarji Surana
 Hon. Dr. Sunilkumarji Bagrecha
 Hon. Nandkishorji Brahmecha
 Hon. Sumatilalji Surana

*** Editorial Board**
Editor
Prof. Dr. A. O. Dahad

Principal & Professor

Email : principal.hmc@snjb.org

Managing editor
Dr. Mrs. S. S. Thorat

Asst. Professor FMT

Email : thorat.sapnashmc@snjb.org

Peer / Members
Dr. Mrs. S. N. Doshi

 Vice Principal, Professor &
 HOD, HMM

Email : doshi.snhmc@snjb.org

Dr. Mrs. A. N. Kulkarni

Professor, Organon

Email : kulkarni.anhmc@snjb.org

Dr. Mrs. A. S. Pareek

Professor & HOD, Repertory

Email : pareek.ashmc@snjb.org

Dr. M. H. Parewal

Asso. Professor, Physiology

Email : parewal.mhhmc@snjb.org

Dr. N. V. Dhawankar

Professor & HOD Practice of Medicine

Email : dhawankar.nvhmc@snjb.org

Published by :
Dr. A. O. Dahad

 Smt. K. B. Abad Hom. Med. College,
 Chandwad - 423101 Dist -Nashik (MS)

Contents

1. A study of effectiveness of Similimum in the Homeopathic Management of Dermatophytosis, by studying Totality of symptoms 03
 - Dr.Anagha Nitin Kulkarni
2. Benign Enlargement of Prostate (BHP) – Repertorial Approach and Homoeopathic Management 05
 - Dr. Sumatinath Jain
3. Holistic health care of elderly people with homoeopathic system of medicine 07
 - Prof. Dr. Aarti S kognole
4. A case of Herpetic Geometric Glossitis treated with individualized homoeopathic medicine – An evidence based case report. 12
 - Dr. Kanchan S. More
5. Nux Vomica in Acne Vulgaris : A Case Report 15
 - Dr. Nilesh Deore

Views expressed by the author are their own and does not necessarily reflect the views of Editorial board.

Editorial

“The proper method for inquiring after the properties of things is to deduce them from experiments.” - [Isaac Newton](#)

Every science is based on certain principles, the Homoeopathic science is also based on fundamental principles, which form the basis of this great science. It has its own unique philosophy and therapeutics that are based on cardinal principles. First time in the medical history Dr Hahnemann has explained the importance of similar, simple & minimum dose. He proved the medicine on healthy human being and explained the effectiveness of Homoeopathic medicines through experiments. The most debated principle is the drug dynamization which was difficult to digest for the materialistic world. The materialistic scientific fraternity not accepting this because their theory is able to present the molecular division up to Avogadro's number (6×10^{23}) only and therefore labelled that homoeopathic medicine has no medicine but only placebo. It doesn't mean that anything which is not discovered does not exist.

Almost 200 years back Dr. Hahnemann developed this method of potentization and today basic science research suggests that classically-prepared homeopathic medicines contain measurable sourced nanoparticles. These nanoparticles adsorbed source materials which are heterogeneously dispersed in colloidal solution; act by modulating biological function of the immune, endocrine, metabolic, autonomic and central nervous system functions. Whenever there were allegations on homoeopathy, the homoeopathic principles stand without flaws.

It is duty of every homoeopath to uplift the status of homoeopathic fraternity. In order to sustain an unshakable position amongst the all-other branches of medicine we must follow the principles of homoeopathy, provide evidence-based data of cases and present them in the form of research paper.

In this issue case study reports of various clinical conditions like dermatophytosis, benign enlargement of prostate, herpetic geometric glossitis, acne vulgaris and holistic health care of elderly people with homoeopathy medicine etc. are presented.



Prof. Dr. A. O. Dahad
Principal, Editor



Dr. Mrs. S. S. Thorat
Managing Editor
HOD Dept. of
Forensic Medicine & Toxicology



A study of effectiveness of Similimum in the Homeopathic Management of Dermatophytosis, by studying Totality of symptoms.

Dr. Anagha Nitin Kulkarni, M. D. (Hom.) PhD Scholar

Prof. Dept. Organon of Medicine and Homoeopathic philosophy

Abstract:

Dermatophytosis - is a term for mycotic infections caused by a group of fungi that usually remain localized to the superficial layers of the skin, hair, nails. Dermatophytosis can be classified into various forms such as tinea capitis, tinea corporis, tinea cruris, tinea unguium, tinea barbae, tinea manuum, pedis and cruris depending upon anatomical location. Dermatophytosis is extremely common in India due to its tropical climate. It is commonly called Tinea (ringworm) as it presents with characteristic ring-shaped lesions. Other systems of medicine do manage such conditions with external ointments, treatment with immunosuppressant drugs which just temporarily relieves the eruptions but relapse, recurrence, adverse side effects are very common and in addition to this it's quite expensive treatment. Homoeopathy is the therapeutic system of medicine discovered by Dr. Samuel Hahnemann which is based on the fundamental law of Similia. The suitable remedy is called Similimum. A 30 patients case study is done titled 'Exploring the role of Similimum in the Homoeopathic Management of Dermatophytosis, by studying Totality of symptoms'

Keywords:

Similimum, Dermatophytosis, Totality of symptoms.

Introduction:

Similimum: It is the indicated Remedy for the patients by studying his symptoms of mind as well as body.

Dermatophytosis: Ringworm- has symptoms of Itching, Redness, Burning, round patches of eruptions. Predisposing factors include obesity, diabetes mellitus, excessive sweating, wearing damp or absorbent, or tight clothing or footwear in a humid atmosphere. It is a contagious disease that infects people by sharing personal articles like towels or bed sheets, household crowding. Adults, young and middle age are typically affected. Children also are not spared as close contact with friends in school, swimming pools, hostels often attract such ringworm infections.

Clinical presentation: Patients commonly present with an itchy, red rash, circular in nature present on the foot, [nails](#), [hand](#), groin, body, scalp, face, beard, exposed skin of the neck, trunk and/or extremities.

Diagnosis : On physical examination, single or multiple lesions. Usually circular or ovoid in appearance with patches and plaques. These annular lesions demonstrate short marginations with a raised erythematous scaly edge which may contain vesicles; the degree of inflammation is variable.

Homeopathic Management : Fundamental principles of Homeopathy; are Law of Similia - Remedy is called Similimum; Law of Minimum-dose; Law of Simplex- Single remedy; Doctrine of drug dynamization- potentised remedy; Doctrine of Drug Proving- drug is proved on healthy human beings; Theory of chronic disease- fundamental cause of chronic diseases is Miasms, three miasms - **Psora, Sycosis, Syphilis**; Theory of Vital Energy - a life energy which animates the body. In the state of health there is harmonious functioning of vital energy and in the state of disease there is dynamic disturbance of vital energy expressed as Signs and Symptoms. Dermatophytosis is a chronic disease, the underlying cause is miasm. To investigate this, Patient's physical constitution, his moral and intellectual character, his occupation, mode of living and habits, his social and domestic relations, his age, sexual function, etc are considered.

Totality of symptoms is an outwardly reflected picture of internal deranged vital force. Man is studied Individually, in all his personal & peculiar actions and reactions; as a whole, not just pathology. Remedy given is Similimum called constitutional medicine given internally, no local treatment is given. Cure takes place as remedy cures the internal morbid cause so external symptoms disappear permanently.

Treatment in other systems of Medicine is usually local ointments, lotions, injections which temporarily remove the lesions but the disease travels from skin to deeper systems. This is suppression of disease not cure. There are often relapses, recurrences and treatment are very expensive. So, I have taken this research to study the role of similimum for homeopathic management of Dermatophytosis.

Homeopathic management is based on building **Totality of Symptoms** for selection of a Similimum but many times administration of antimiasmatic remedy like sulphur, Bacillinum is also required to effect cure.

Aim and Objectives of the study:

1. To study the totality of symptoms to arrive at Similimum for homeopathic management of Dermatophytosis.
2. To study Dermatophytosis with its location, signs and symptoms, predisposing factors.
3. To prevent the recurrence and relapse, side effects of other medicines and avoid complications of health.
4. To establish awareness in the community about the effectiveness of Homeopathy over other systems of medicines.

Materials and Methods :-

Source of Data : A case series study of 30 cases of patients suffering from Dermato-phytosis of any location attending OPD/IPD of Smt. K. B. Abad HMC, and Shri R. P. Chordiya hospital Chandwad, Dist. Nashik and from personal OPD.

Method of Study:-

Type of study : A case series study of 30 patients was conducted. Patients between all the age groups and both the sexes suffering from Dermatophytosis (Ringworm) were treated with homeopathic remedies. Their follow ups were taken and results were observed for a period of 3 months. Similimum was given after detailed history taking. Changes in the patient's symptoms of itching, redness, size, shape of lesions was considered as an outcome measure.

Inclusion Criteria :

Patients of all ages and both the sexes showing signs and symptoms of Dermatophytosis are selected. Patients who have received other modes of treatment in the past but with partial or no relief.

Exclusion Criteria :

Immunocompromised patients

The cases with grossly developed pathology like who required organ transplant, autoimmune disorder, malignancy and congenital anomalies are excluded from the study.

Pregnant women, Lactating women.

Observation and Results :

Table no. 1 : Showing the incidence of age in years for Dermatophytosis.

Age Group	No. of cases	Percentage
1-10 yrs	02	6.66
10-20yrs	02	6.66
20-30yrs	08	26.66
30-40yrs	09	30
40-50yrs	05	16.66
50-60yrs	04	13.33

Table No. 2 : Showing the sex wise incidence of Dermatophytosis.

Sex	No. of cases	Percentage
Males	05	16.66
Female	25	83.33

Table No. 3 : Showing the remedy used in the cases of Dermatophytosis

Remedy	No. of cases	Percentage
Natrum mur	06	20
Sulphur	02	6.66
Bacillinum	17	56.66
Tellurium	05	16.66

Table No. 4 : Showing the result of patients improved, not improved.

Cases	No. of cases	Percentage
Improved	28	93.33
Not Improved	2	6.66

Table No. 5 : Showing the result of Patients of Dermatophytosis at various locations.

Cases	No. of cases	Percentage
Dermatophytosis at beard	03	10
Dermatophytosis at Axilla	03	10
Dermatophytosis in Groin	01	3.33
Dermatophytosis in cleft of breast in females	04	6.66
Dermatophytosis on hands, legs	19	70

Discussion :

Dermatophytosis is a fungal infection of skin. 30 cases were studied of all age groups and both sexes. Dermatophytosis was present in patients with different histories with respect to occupation, any predisposing factors such as swimming and at different locations of the body.

1. 1 Patient had Dermatophytosis for 1 year of age, she is 3 years old now, and has recurrence. 1 child of 5 years age suffered from Dermatophytosis after joining swimming class. 4 female patients from the 50 to 60 years of age group developed Dermatophytosis in cleft of breast during summer. One female patient from this age group was under steroid medication for some other ailment, did not improve. 4 patients were from the same family of different ages due to contact from each other.

1. The number of cases found is more in females than males may be due to approaching a female physician is the reason.
2. One doctor female patient aged 50 years had spent more than fifty thousand rupees on treatment for her Dermatophytosis but without relief. Then she developed osteoarthritis for which she took heavy doses of Paracetamol which caused hematuria, she developed hypertension for six months. She had suppression of emotions, H/O grief. She was cured within three months with Natrum mur. **This establishes the cost effectiveness of Homocopathy as well as saving patients from side effects of large doses of drugs and further complications.** Other patients required Bacillinum, Tellurium, Sulphur as remedies.
3. Commonest location was found on hands, legs, beard, trunk. Other locations common were axilla and cleft of breast in females.
4. 28 patients were improved and 2 did not improve.

Summary: A detailed case taking was done and Totality of symptoms was constructed by taking patients' detailed history with respect to Mind and

Body symptoms was taken. Causative factors found were Predisposition of miasm Psora, H/O swimming, summer season, infection from family members, hostel accommodations; workers with poor hygiene and sanitation, patients on medications especially steroid treatment. Advice on diet and self-hygiene was given.

Conclusion: Homeopathy is a safe, evidence based scientific system of medicine, quite effective in relieving the patients suffering from Dermatophytosis, prevents relapse and recurrence, economically does not burden the patients. Individual's health is not only improved but prevents complications and builds the health of the country.

List of References :

- 1) Christopher E.M. Griffiths, Jonathan Barker, Tanya Bleiker, Robert Chalmers, Daniel Creamer. Rook's Textbook of Dermatology (vol 1.) 9th edition. John Wiley & Sons, LTD; 2016 18.30-5 32-35 Page No. 954-956
- 2) Dr. Hahneman C. F. S, Organon of medicine, Reprint edition, Sixth edition, New Delhi, B. Jain publishers, 1997, Page 97,114, 94,159, 167



**BENIGN ENLARGEMENT OF PROSTATE (BHP) –
REPERTORIAL APPROACH AND HOMOEOPATHIC MANAGEMENT**



Dr. Sumatinath Jain, MD (Hom.) Repertory
Professor & HOD, Dept of Repertory
Sendhwa HMC & Hospital SENDHWA (MP)

Abstract :

Benign prostatic hypertrophy (BPH) is fibro-myoadenoma of prostatic gland and It is commonly seen in men above the age of 50 years and its incidence approaches 75-80% in men above 80 years. It is one of the frequent reasons for elderly men undergoing surgery. BPH symptoms range from least voiding difficulties to urinary retention and renal failure. Homoeopathy offers a non-surgical treatment in such cases and provides better quality of life.

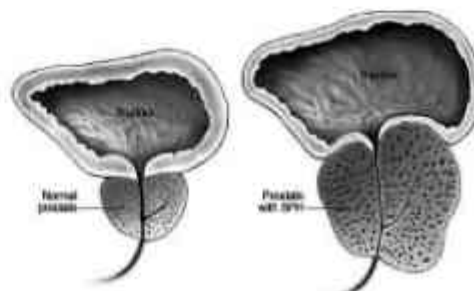
Keywords : BPH, Homoeopathy, Reportorial Analysis.

INTRODUCTION :

Prostate is a small walnut-shaped gland that surrounds the urethra in men. It is an important part of the male reproductive system. The prostate secretes a fluid that forms part of the semen and

helps keep the sperms alive in the female reproductive tract. [Enlargement of the prostate gland](#) also called benign prostate hypertrophy (BPH) or benign prostatic hyperplasia can constrict the urethra, leading to urinary problems. It can also affect the sex life of the person.

It occurs in men over 50 years of age, most often between 60 to 70. In Indians it is less frequent and occurs more often in younger age groups.



Etiology -

Hormonic theory : The prostate enlarges because of predominance of Androgenic hormone.

Neoplastic theory : It is a benign neoplasm called fibromy adenoma Pathology: There is hyperplasia of the submucous tubules beneath the apex of trigone and those of prostatic urethra; there is also hyperplasia of the connective tissue stroma.

Symptoms/signs

- Increased frequency. Nocturnal initially.
- Urgency.
- Hesitancy.
- Terminal dribbling.
- Dysuria.
- Pain, if cystitis or acute retention supervenes.
- Retention with outflow.
- Acute retention of urine.
- Impotence.
- Haematuria. • Renal insufficiency.

On examination:

- Loss of projectile power
- State of tongue is noted; dry brown tongue and urine of low specific gravity is indicative of undesirable degree of renal failure.

Rectal examination Being enlargement is smooth, convex typically elastic.

Differential diagnosis .

- Urethral stricture
- UTI
- Neurogenic bladder
- Stone urinary bladder
- Carcinoma prostate

Investigations

- Blood
 - Urea
 - Blood count
 - Wasserman reaction
 - Urine analysis
 - Serum PSA
- Excretory pyelography
- Cystourethroscopy,
- Ultrasonography
- Scanning

Treatment :-

- Surgical
 - In cases of acute retention of urine.
 - Chronic retention and retention with overflow.
- Transurethral resection of prostate (TURP).
- Transurethral incision of prostate (TUIP).
- Open prostatectomy.
- Laser surgery Nd YAG laser.
- Transurethral needle ablation of prostate (TUNA).

- Transurethral electro vaporisation.
- Transurethral balloon dilatation of prostate

REPERTORIAL APPROACH :

KENTREPERTORY

- Bladder, Retention of Urine ,Enlarged Prostate from
- Bladder , Urination dribbling, Enlarged Prostate from
- Prostate Gland , Enlargement ,Dribbling Urine after stool &urine
- Prostate Gland, Enlargement, Senile

BTPB :-

- Urine, micturition, urging ineffectual, fruitless with
- Urine, micturition, urging, irresistible hurried
- Urine, micturition, drop by drop (strangury).
- Prostate gland, enlarged swelled,
- Urine, micturition, urination, frequent too, night

PHATAK REPERTORY :-

- Prostate Gland, enlarged
- Prostate Gland, enlarged, senile

BOERICKS REPERTORY :

- Male sexual systems, Prostate Glands, Hypertrophy.

SYNTHESIS REPERTORY :-

- BLADDER- RETENTION of urine- accompanied by- prostate gland; swelling of
- BLADDER- URINATION, dribbling- enlarged prostate, with
- BLADDER- URINATION , interrupted, spurts and with each spurt cutting pain in swollen prostate in
- BLADDER-URINATION, involuntary, accompanied by, prostate gland; swelling of
- BLADDER- URINATION, involuntary, old people, in men with enlarged prostate.

Homoeopathic Remedies :

Baryta carb: Special affinity for old age problems, increased frequency, diminished desire and impotence.

Chimaphila umbellate : Urging to urinate. Urine turbid, offensive, containing ropy or bloody mucus, must strain before flow comes. Acute prostatitis, retention and feeling of a ball in perineum. Unable to urinate without standing with feet wide apart and body inclined forward. Loss of prostatic fluid, prostatic enlargement and irritation.

Ferrum pic. Senile hypertrophy of the prostate. Frequent micturition at night, with full feeling and pressure in rectum. Smarting at neck of bladder and penis. Retention of urine.

Hydrangea: Burning in urethra and frequent desire. Urine hard to start, great thirst, with abdominal symptoms and enlarged prostate.

Lycopodium. : Pain in back before urinating, ceases after flow, slow in coming, must strain. Retention. Polyuria during the night. Heavy red sediment. No erectile power, impotence. Premature emission. Enlarged prostate.

Sabal serulata: Acts on membrano - prostatic portion of urethra. Constant desire to pass water at night. Enuresis, paresis of sphincter vesicae. Difficult urination. Cystitis with prostatic hypertrophy. Prostatic troubles, enlargement, discharge of prostatic fluid. Wasting of testes and loss of sexual power. Sexual neurotics. Organs feel cold.

Solidago Virgaurea: Scanty, reddish brown, thick sediment. Dysuria, gravel, difficult and scanty. Albumin, blood, and slime in urine. Pain in kidneys extends forward; use of the catheter unnecessary.

Thuja: Urinary stream spilt and small. Desire sudden and urgent, cannot be controlled. Pain and burning felt near neck of bladder, with frequent and urgent desire to urinate. Prostatic enlargement.

Other remedies: Calc. fl., Thiosin.

REFERENCES :

Davidson, Principle & Practice of Medicine, (21st Edition) Page No. 512-513

A Manual on Clinical Surgery (05th Edition)-S. Das, Page No. 429-430

Harrison's (17th Edition)-Vol.-II, Page No. 1826

William Boericke HMM & Repertory, Page No. 834 & Page No. 1088



Holistic Health Care Of Elderly People With Homoeopathic System Of Medicine.



Prof. Dr. Aarti S. Kognole, MD (Hom.)

Department of Repertory,

Dr. J. J. Magdum Homoeopathic Medical College, Jaysingpur.(M.S.)

INTRODUCTION -

The population ageing is a global phenomenon and India is not an exceptional. With a comparatively young population, India is still poised to become home to the second largest number of older person sin the world. India has large number of people above.

60yearsandit isexpectedto increase remarkably in future with increase in life expectancy. The elderly population has increased from 8.6% (2011) to 10.1% (2021)and is projected to reach 13.1% by 2031. The growth rate among different cohorts of elderly people (60+, 70+ & 80+) during the past decade was three time higher than the general population growth rate. Presently, sex ratio among the elderly in India has been favoring females as seen in developed world reversing the earlier trend for females.

The Ministry of Social Justice and Empowerment observes the International Day for Older Persons (IDOP) on 1st October every year in a befitting manner by organizing a series of events and programs dedicated to senior citizens.

Longitudinal Ageing Study of India (LASI) focuses on the health, economic, and social well-being of India's elderly population. According to LASI ageing is associated with prevalence of chronic health conditions and risk of experiencing more than one chronic health condition increases with advancement of age. LASI is a national landmark in the scientific research, which facilitates an improved comprehension of India's adult health problems and population aging processes and the design of appropriate evidence-basedpolicies for adults and older people.

Ageingbringsaboutaprogressive degenerationinthe structureandfunctional capacity different organ systems in the body. This leads to a deterioration of physical condition and is manifested in the form of diseases.

Health Problems of the Aged :

1) Problems Due To The Ageing Process :

- a) Senile cataract
- b) Glaucoma
- c) Nerve Deafness
- d) Osteoporosis affecting mobility
- e) Emphysema
- f) Failure of special senses
- g) Changes in mental outlook

2) Problems Associated With Long-term illness :

- a) Degenerative diseases of heart and blood vessels.
- b) Cancer : Prostate cancer is common after the age of 65.
- c) Accidents : Fracture neck of femur in elderly.
- d) Diabetes mellitus type 2.
- e) Diseases of loco motors system.
- f) Respiratory illnesses.
- g) Genitourinary complaints.

3) PSYCHOLOGICAL PROBLEMS :

- a) **Mental changes and disorders :**
Impaired memory, rigidity of outlook and dislike of change, delirium, dementia, depression, panic disorder, generalized anxiety disorder and social phobia.
- b) **Sexual adjustment :** cessation of reproduction in women, diminution of sexual activity, irritability, jealousy and dependency becomes very common.
- c) **Emotional disorders :** Resulting from social maladjustment, failure to adapt can result in bitterness, insecurity of being abandoned by their children, loneliness in elderly people, inner withdrawal, depression, weariness of life and even suicide.

4) SOCIAL PROBLEMS :

- a) Elderly abuse.
- b) Dependency.
- c) Economic.
- d) Rehabilitation.

Ministry of Health and Family Welfare launched- The National Programme for HealthCare for the Elderly (NPHCE). In its Supplementary Strategies it includes : Mainstreaming AYUSH. (Ayurveda, Yoga and Naturopathy, Unani, Siddha and Homoeopathy) with in a pluralistic system of integrative health care in India.

These systems are based on definite medical philosophies and represent a way of healthy living with established concepts on prevention of diseases and promotion of health. The basic approach of all these systems on health, disease and treatment are holistic. Because of this, there is a surge of interest on AYUSH systems.

Homeopathy is a distinct medical specialty being practiced across the world. The system was propounded by a German physician Dr. Christian Friedrich Samuel Hahnemann (10th April, 1755 – 2nd July, 1843.) Homeopathy can be defined as a “dynamic, holistic and vitalistic system of individualistic drug therapeutics, based on the law of similar, potentially capable to cure diseases that are curable and relieve symptoms of incurable nature”.

The system has blended well in to the ethos and traditions of the country that it has been recognized as one of the national systems of medicine.

Holistic Health Care Of Elderly People With Homoeopathy :

The main principle of Homeopathy is *similia similibus curentur*. Another principle, namely, Individualism speaks of holistic approach in health, disease and treatment by taking into consideration of the sick individual at physical, mental, social and spiritual levels. This concept is now emerging in even in bio medicine as personalized medicine (theranostics) as an important factor of diagnostics and therapy of long term diseases.

Homoeopathy considers patients as a whole and they are addressed with greater insights. So as to understand patient's suffering in broader terms. Rather than merely looking at the rudiment causes of illness, Homoeopaths take detailed history of the patient from birth till date. On the basis of the patient's history

and process of repertorization a constitutional remedy is provided. This ceases the recurrence of adisease. In cases of chronic disorder, it takes time for a permanent heal.

It is said that nobody grows old merely by living a certain number of years. Years wrinkle the skin, but worry, doubt rinkle the soul. While ageing merely stands for growing old, senescence is an expression used for the deterioration in the vitality or the lowering of the biological efficacy that accompanies ageing. Homeopathic medicines are tailored (highly individualized) to each person and soitis common for different people with same symptoms to receive different medication.

Role Of Homoeopathic System Of Medicines And Its Benefits :

a) Degener ative Psychological Conditions - Due to the aging process, issues connected with physical well being, cerebral dysfunction, and socio - economic conditions such as the loss of family support structures and economic security, seniors are highly susceptible to psychological instability. Dementia, Alzheimer's and emotional disorders are some psychological problems that are commonly witnessed among elders. Homeopathy treats mental illnesses such as dementia, depression and Alzheimer's, whichare more prevalentin seniors.

b) Elderly patients who seek homeopathic treatment are primarily those suffering from **long-standing, chronic disease related to locomotor disorder, skin and Respiratory problems.** Homeopathic medical therapy play a beneficial role in the long- termcare of older adults with such chronic diseases.

c) The elderly people suffer from **multiple ailments.** Major disabilities are visual and hearing making treatment challenging and prolonged, requiring special medical care and resources. Homoeopathic treatment can enhance the quality of life of geriatric population with the combined efforts from the family as well associety.

d) For **long-term treatment of elderly people** with persisting conditions, homeopathic medical the rapyis found advantageous be causeitissafer treatment and

cover most diseases including mental illness. Supplemental and auxiliary treatments such as nutrition, fitness, physiotherapy, group work, and assistance, in addition to medicine, are the pillars of such therapy. Homeopathy also has afar cheaper cost than allother healthcare systems.

e) Seniors be nefit from homeopathy because they require precise and gentle remedies. Some research suggests when people who are treated homeopathically for **common infections**, their immune systems are stronger, and infections are less likely to recur.

Homeopathy meets all the criteria for posing as an optimal holistic health care of elderly people. Thus Homeopathy has the potential to better tackle a prominenthealthc are challenge in our nation.

RUBRICS FROM COMPLETE REPERTORY RELATED TO HEALTH PROBLEMS OF OLD AGED PEOPLE.

I) Rubricsrelated to Problems Due To The Ageing Process :

- Head - Heaviness-old people,in
- Headpain-General-chronic,oldpopleof
- Headpain-General-oldpeopleof
- Eye-Cataract -Oldpople in
- Eye-Fallofids-oldpople
- Eye-Inflammation-oldpople
- Eye-Glaucoma
- Vision-Crooked-lines-oldpeople
- Vision- Dim-old people
- Hearing-Impaired-Old People
- Face-Expression-oldlooking
- Face-hangingdownof-cheeks-old people
- Face-oldlooking
- Face-Pain-Burninglips-lower-smokers-inold
- Face-Warts-lips-pain withdrawing in an old woman
- Mouth-Paralysis-tongue-oldpeople
- Taste-Bitter-tongue-clean with, in old women
- Throat - Choking, constricting-old people in.
- Throat - Spasms, spasmodic constriction,- esophagus-swallow liquids canonly- old people
- LarynxandTrachea

- LarynxandTrachea-Catarrh-oldpeoplein
- Speechandvoice-murmuring-oldpeoplein
- Stomach-Indigestion-oldpeople
- Abdomen-Enlarged-womeninold
- Abdomen-Flatulence-oldpeople
- Abdomen-Liverandregionofailments-oldpeople
- Rectum-diarrhea-oldpeople
- Rectum-diarrhea-alternatingwith-constipation -oldpeoplein
- Rectum-constipation-oldpeople
- Rectum-Diarrhea-coldnesswith-oldpeople
- Rectum-Diarrhea-drunkards,inold
- Rectum-Diarrhea-weather-hotin-oldpeople
- Chest-Emphysema-bronchiectasis-oldpeoplein
- Chest-Inflammation-lungs-oldpeople
- Chest-inflammation-pleura-oldpeople
- Skin-itching-oldpeople
- Sleep-Sleeplessness-oldpeoplein
- Sleep-comatose-oldpeoplein
- Sleep-fallingasleep-feverduring-children and old peoplein
- Sleep-Sleepiness-oldpeoplein
- Generals'oldage-oldpeople
- Generals-Slowness-Oldpeopleof
- Generals-Convulsions-oldpeoplein
- Generals-Discoloration -Black ness of external parts,gangrene-oldpeoplein
- Generals-Dropsy-external-oldpeoplein
- Generals-Emaciation-oldpeoplein
- Generals-Influenza-oldpeoplein
- Generals-Obesity-oldpeoplein
- Generals-Reactionlackof-oldpeoplein
- Generals-Trembling-oldpeoplein
- Generals-Weakness, enervation, exhaustion, prostration, infirmity, mental exertion-aggfrom-Oldpeoplein
- Generals -Weakness, enervation, exhaustion, prostration, infirmity-Oldpeoplein
- Generals-Weather-coldwetagg-oldpeoplein
- Generals-blacknessofexternalpart -oldpeoplein
- Generals-wounds-reopeningofold
- Generals-weakness-oldpeopleof

II) Rubric Srelated To Problems Associated With Longter Millness In Old People -

a) Degener ative disease of Heart & Blood vessels

- Chest -Complaints of the Heart, Indigestion, with in function alheart symptoms of old people.
- Chest-ComplaintsofHeartinoldpeople
- Chest-heart-myocardium-oldpeople
- Generalities-
- Pulse-hard-oldpeoplein
- Pulse-intermittent-oldpeoplein
- Pulse-slow,bradycardia-oldpeoplein

b) Cancer

- Chest-Cancer-mammae-cicatrices-oldin
- Chest-Cancer-Mammae-Old people inorpastthemiddleage
- Chest-Cicatrices-old-inmammae
- Chest-Nodules-Mammae-inoldpeople
- Chest-Ulcers-Old

c) Accidents

- Head-Injuriesof thehead,after-oldpeople
- Generalities-Injuries, blows, fallsand bruises, bonesfractures-pain-old people in
- Extremitiespain-Bones-injuries-Old people in

d) Diabetes

- Generalities-Diabetes

e) Diseases of locomotor

- Extremities-Ataxia-oldpeople
- ExtremitiesColdness-Hands-oldpeople
- ExtremitiesDiscolouration-blue-hand-spots-oldpeople
- Extremities Gangrene-oldpeople
- Extremities Gangrene-toes-oldpeople
- ExtremitiesNails-complaintsof-brittle-fingernails-oldpeople
- ExtremitiesParalysis-oldpeople
- ExtremitiesPerspiration-Foot-offensive-old people
- Extremities Trembling-General-old people

f) Respiratoryillness

- Nose-epistaxis-oldpeople
- Nose-Coryza-oldpeople
- Cough-oldpeople
- Cough-convulsive-spasmodic -oldpeople

- Expectoration-copious-oldpeople
- Chest-paralysis-lung-oldpeople
- Chest-inflammation-lung-oldpeople
- Respiration-Asthmatic-oldpeople
- Respiration-Difficult-athletes-oldpeoplein
- Respiration-Difficult-oldpeople
- Respiration-Difficult-pneumonias, oldpeoplein
- Respiration-Rattling-oldpeople

g) Genitourinary System

- Prostategland-enlargement-oldpeoplein
- Bladder-retentionofurine-oldmen
- Bladder-urination-oldpeoplein
- Bladder-paralysis-oldpeople
- Bladder-Urgingtourinate,morbiddesire-oldpeople
- Bladder-Urination-dribblingbydrops-involuntary-oldpeoplein
- Bladder-Urination-Dysuria-morning-oldpeople
- Bladder-Urination-frequent-oldpeople
- Bladder-Urination-involuntary-oldpeoplein
- Kidneys-Inflammation-oldpeoplein
- Urethra-Pain-general-Urination-during-oldpeople
- Urine - Odor-offensive-oldman.

III) Rubrics Related To Psychological Problems :

a) Mentalchanges - Mind-

- Absentminded-oldagein
- Wearyof life-oldagein
- Confusion ofmind- oldagein
- Slowness-oldpeopleof
- Alcoholism,dipsomania-old women with asthma
- childishbehavior-oldpeoplein
- Confusionofmind-oldpeoplein
- Deliriumtremens,mania-a-potu-olde maciate dpersons-in oldsinner whose long linesofexcesshavedestroyed constitution
- Delusion,imagination-crippled oldman, thatheis
- Delusion,imagination-oldhelooks
- Dementia-oldpeoplein
- Dreams-peopleof-oldpeople
- Dullness, sluggishness, difficulty of thinking and comprehending - inmorning - oldpeople

- Imbecility-senile
- Insanity,madness-oldpeoplein
- Memory,weakness,loss of, factsfor-Past-oldpeoplein
- Memory weakness, loss of – facts for – recent-oldpeoplein
- Mistakes,makes-Talking-oldpeoplein
- Mistakesmakes-writingin-oldpeoplein
- Moaning,groaning-tendency-oldpeoplein
- Mocking-oldpeoplein
- Muttering-oldpeoplein
- Prostration of mind-mental exhaustion, brainfag-oldpeoplein
- Slowness-oldpeopleof
- Stupor-oldagein
- Talk, talking-sleepin-oldmenin
- Unconsciousness, coma-Apoplexy-in Drunkard-oldpeoplein
- Unconsciousness, coma-oldpeoplein
- Weary of life, old people in Work impossible-oldpeoplein

b) Sexualadjustment

- Mind-Lasciviousness, lustfulness- old men with enlarged prostate Male Sexual system-
- Ejaculations, seminal discharge frequent-oldpeoplein
- Erections, troublesome –continued, priapism- oldpeoplein
- Erections,troublesome-oldmanina
- Erections,troublesome,violent-oldmenin
- Erections, troublesome wanting, impotency, old peoplein
- Induration-penis-oldmaninan
- Sexual desire - increased-oldmanin

c) Emotion ald is order Mind -

- Sadness, despondency, depression, melancholy-oldpeoplein
- Fear-Disease of- long spell of illness before dying, in oldmen.
- Fear-Impotencyof-oldpeoplein
- Fear-oldofgetting
- Forgetfulness-oldpeople of
- For sakenfeeling -oldpeoplein
- Hide,desireto -oldpeoplein
- Home-desiretogo-olddetoriatedpeople
- Loathing-Lifeof-oldpeoplein
- Sexualdesireincreased-oldwomen

REFERENCES :

1. [Longitudinal Ageing Study in India \(LASI\) International Institute for Population Sciences \(IIPS\) \(iipsindia.ac.in\)](#)
2. K.Park.Park's text book of preventive and social medicine. Banarsid as Bhanot Publishers.2017
3. National Programme for Health Care of the Elderly(NPHCE)
4. [AYUSH \[NationalHealthPortal Of India \(nhp.gov.in\)\]](#)
5. Turkish Journal of Physiotherapy and Rehabilitation; 32(3) ISSN 2651-4451 |e-ISSN2651-446X
6. Nair Arun R, Harisankar V, Ajayan T, Sherin Sheeba C and Nisha Gopinath. Evaluate the effectiveness of Homoeopathic Remedies in Improving the Quality of life in late-life care of Geriatric Patients in the Rural Population November 2021
7. Elderly in India-Profile and programmes 2016. Available from [internet] [www.mospi.gov.in](#)
8. Indian Journal of GERONTOLOGY (a quarterly journal devoted to research on ageing) Vol.30 No. 2,2016
9. Mundada Pallavi, Sharma Saksh, Gupta Bharti, MPadhi, Aparajit B.Dey,K. S.Dhiman. Review of health-care services for older population in India and possibility of incorporating AYUSH in public health system for geriatric care
10. [Homoeopathy and Geriatrics Benefits for Seniors \(emoha.com\)](#)
11. Homopath Software -Complete Repertory.



A case of Herpetic Geometric Glossitis treated with individualized homoeopathic medicine – A evidence-based case report.



Dr. Kanchan S. More, MD (Hom.)
Practice of Medicine
Assist. Prof. Dept. of Surgery

ABSTRACT :

India is called as 'Oral cancer capital' but along with oral carcinoma other oral diseases are also considered as a major problem nowadays. Glossitis is one of the most commonest diseases encountered on a daily basis in clinical practice. It is due to lack of hygiene, lack of knowledge, low dental health policy, low immunity & huge consumption of tobacco. Herpetic geometric glossitis refers to a chronic lesion associated with Herpes simplex virus type I infection, in which there is a deep fissure in the midline of the tongue. The lesion is usually very painful, and there may be erosions present in the depths of the fissures. Homeopathy is playing a good intervention role for dental diseases. Homoeopathic remedies not only work symptomatically but it's also taking care of the psychological aspect of the patient. This overview covers up the basic principles of Homeopathy, Holistic approach to the patient & reduces chances of recurrence. In this article we are discussing the case of a 39-year-old female who is suffering with herpetic geometric glossitis and she is treated and healed with homoeopathic medicines.

Keywords : Herpetic, Glossitis, fissured tongue, Oro-dental care, herpes HSV1, Simillimum, homoeopathy.

Abbreviations :

HSV- Herpes simplex virus, HTN –Hypertension, DNA –deoxyribonucleic acid, SES- socio-economic status, IPR- Inter-personal relationship, BP – Blood pressure, Agg – aggravations, min –minute, mm/hg –millimeter of mercury, Kg – kilogram, Rx –A medical prescription.

Introduction :

Tongue is one of the most sensitive organs of our body and it is the beginning and only visible part of our gastrointestinal tract. The oral mucosa is the target of a number of infectious processes caused by a range of organisms which are considered under various viruses, bacteria & fungi. The main viruses causing oral mucosal infections are the large herpes virus but it can also be caused by coxsackieviruses, human papillomaviruses and others. These viruses are a group of DNA viruses which cause a range of oral & systemic diseases. There are two types of herpes simplex type 1 (HSV-1) & herpes simplex type 2 (HSV-2). Classically, HSV-1 causes oral disease, whereas HSV-2 causes genital disease.¹⁾

Clinically HSV-1 infection is presented as severe form of acute herpetic glossitis.(discomfort & pain in the tongue). The virus causes a viremia ,fever, malaise &lymphadenopathy. Patient experiences discomfort in eating and drinking & eventually dehydration.¹⁾

Geographic tongue is also a sequel of HSV in later stages .it is also known as migratory glossitis or erythema migrans.It usually affects the whole tongue , although less commonly it may affect the oral mucosal sites. It is characterized by erythematous patches surrounded by a margin of white pinhead lesions. Geographic tongue may be quite severe & in these circumstances tends to cause lobulation and fissuring of the tongue.²⁾

Progress of the disease – HSV is a neurogenic virus and on recovery from the primary infection the virus may become latentwithin the trigeminal ganglia or basal ganglia of the brain and may subsequently ,be reactivated to cause a secondary infection.²⁾

The diagnosis is usually made on clinical grounds and confirmations are academic since the infection is self - limiting except in immune defects. The diagnosis can be confirmed by direct immunofluorescence of vesicular fluid to detect the virus using specific antiserum, by inoculation of cell culture antibody titer during the acute phase of disease.¹⁾

The treatment of primary herpetic glossitis comprises supportive therapy in the form of oral fluids , analgesia such as paracetamol which is also antipyretic & an antiseptic mouth wash such as chlorhexidine , sodium perborate or hydrogen peroxide.³⁾

Homoeopathic treatment for glossitis helps to reduce inflammation & swelling of the tongue & also help in reducing the recurrence .Inhomoeopathy , we do not treat the diseases , but the diseased individuals are treated by holistic approach.The internal morbid process is expressed by means of abnormal sensations & functions followed by the appearance of the structural changes.⁷⁾

CASE STUDY:

Preliminary Data :

Name – Mrs.A.AAge -39 years
Sex-female Education – 10th
Occupation – Entrepreneur

Marital status - Married
Children – Single girl child
SES – Middle class

Chief Complaints :

Location	Sensation	Modality	Concomitant
Tongue (whole)	Burning +++ Pricking pain ++	<eating +++ <drinking +++	-

Past history :history of herpes 6 month ago.Took Ayurvedic Treatment for it.

Family history: Father - HTN Mother –HTN

Patient as a person :

Appetite –reduced due to pain.
Cravings – oily food + ,Pickle++ , Spicy food ++ ,salty things ++
Aversion – Spinach ++
Thermal – Hot
Perspiration – Profuse on exertion in axilla and back.
Digestion – Satisfactory, soft stool , everyday evacuation.
Micturition – 4-5 times/day ,non-offensive , transparent
Sun aggravation – headache after exposure to sun heat.
Fasting – intolerable suffer with hyperacidity & headache.

Life Space Investigation :

A 39 –year- old lady belongs to a middle class family she was married at an early age, though she wanted to pursue her career & do something in life. She had to face many issues after marriage as her husband was alcoholic and IPR with her mother in law was strained. She used to feel frustrated & dominated. She was made to undergo abortions 7-8 times due to financial stress against her will. She used to feel sad but could not react .But she never forgot that pain & suffering , she still broods keeps thinking about that. Later her husband started abusing physically then she took a stand for herself and her children as she was tired suffering and wanted freedom and respect. She decided to start a home business of sarees so that she can be financial independent .She owns her own shop now & doing well .still the bitter past haunts her & she cannot forget those events .now she wants divorce from her husband.

She has dreams of unfortunate events, death of her father to whom she was very much attached & she misses him very often. She used to feel as if she has lost her dignity during all this years of suffering but now she feels very empowered & confident.

General Examination :

Appearance -lean, thin, dark complexion lady

Weight- 53kg

Pulse – 88/min

BP- 120/70 mmHg

Pallor – present+

Tongue- cracked on edges and center, slightly swollen

No oedema, no lymphadenopathy etc.

Local Examination :

Tongue – slightly swollen, cracks on edges and centre. No discoloration.

Buccal cavity – yellow stained teeth, small hard rounded lump on left side of cheek. Non tender.

Final Diagnosis :

Herpetic geometric Glossitis¹¹

Totality of Symptoms :

1. Domination by husband and mother in law
2. Suppression of emotions and anger
3. Feels she haven't received the respect she deserves
4. Brooding over past events
5. Indifference towards husband and his family
6. Hardworking & ambitious
7. Burning&pricking pain in tongue
8. Agg - eating
9. Agg – drinking
10. Small hard lump on left side of buccal cavity
11. Cracked, inflamed tongue
12. Hot patient
13. Desire pickle, salty food & spicy food
14. Aversion spinach
15. Sun heat intolerable

Repertorial totality – Repertorial approach taken : synthesis

Software used : Radar (10)

Remedy differentiation & final selection :

Staphysagria and Natrum Muraticum covers similar grading & marks but on basis of physical generals and mental generals *Natrum mur* was given.⁴⁾⁵⁾⁶⁾⁷⁾

Prescription – Date -25/01/2022.

NAT MUR 200 single dose (8 globules)

Rubrum – 4 globules X 8 days

1.FOLLOW UP :

Date – 02/02/2022

Pain reduced, cracked reduced.

Mentally feeling fresh.

Rx- Rubrum 4 globules X 8 days twice a day

2.FOLLOW UP :

Date – 12/02/2022

Pain completely relieved, cracked healed.

And hard lump shrank in size as well as the consistency became soft & smooth

Appetite improved, Mood better.

Rx- Rubrum 4 globules X 8 days twice a day

25/01/2022- (Before treatment)

FOLLOW UPSUMMARY :

The patient was prescribed Nat. Mur 200 single dose for 15 days. The considerable improvement on both the mental as well as the physical level were observed. her pain and other complaint has settled with the constitutional remedy

REFERENCES :

1. WRAY DAVID, *textbook of general & oral medicines*, 3rd edition, Churchill livingstone publication, 2003. P.N- 259,260,261.
2. SCULLY CBE CRISPIAN, *oral & maxillofacial medicine*, 3rd edition, Elsevier publication, 2004. P.N. 321
3. DHINGRA PL, *Disease of ear, nose & throat*, 5th edition, Elsevier publication, 2010. P.N.233.

4. BOERICKE WILLIAM, *pocket manual of homoeopathic materia medica & repertory*, reprint edition 2023, Aitbs publishers India, P.N, 459,607,409.

5. ALLEN H.C, *Allen's keynotes*, 10th edition, B.Jain Publishers 2003. P.N.212,290.

6. VITHOULKAS GEORGE, *Essence of Materia Medica*, 2nd Edition, B.Jain Publishers, 1990. P.N.188,130

7. ASERKAR A, *Organon & homoeopathic philosophy for everyone*, 2nd edition, punevidyarthigriha prakashan, 2018. P.N.185,178.



NUX VOMICA IN ACNE VULGARIS: A CASE REPORT



Dr. Nilesh Deore
M.D. Part II (Practice of Medicine)

Abstract:

Acne vulgaris is an inflammatory disorder of pilosebaceous unit, which runs a chronic course and it is self-limiting. Acne vulgaris is triggered by propionibacterium acnes in adolescence, under the influence of normal circulating dehydroepiandrosterone. It is a very common skin disorder which can present with inflammatory and non-inflammatory lesions. Homoeopathy plays a good role in management of acne vulgaris. Through this article, we understand the role of homoeopathic constitutional medicine over specific remedies in the treatment of acne vulgaris.

Keywords : Acne vulgaris, Homeopathy, Constitutional medicine.

Introduction :

Acne vulgaris is an inflammatory disorder of the pilosebaceous unit, which runs a chronic course and it is self-limiting. Acne vulgaris is triggered by *Cutibacterium acnes* in adolescence, under the influence of normal circulating dehydroepiandrosterone (DHEA). It is a very common skin disorder which can present with inflammatory and non-inflammatory lesions chiefly on the face but can also occur on the upper arms, trunk, and back⁽¹⁾

Pathophysiology :

The classical concept is that acne results from the combination of increased sebaceous gland activity with seborrhoea, abnormal follicular differentiation with increased keratinization, microbial hypercolonization of the follicular canal and increased inflammation primarily through activation of the adaptive immune system. New research results have led to a modification of this classical explanation as more primary pathophysiological factors have been identified. Along with a genetic predisposition, other major factors include androgens, pro-inflammatory lipids such as ligands of sebocyte peroxisome proliferator-activated receptors (PPAR) and other inflammatory pathways. In addition, neuroendocrineregulatory mechanisms, diet and exogenous factors all may contribute to this multifactorial process.⁽²⁾

Clinical feature:

Acne signs vary depending on the severity of your condition:

- Whiteheads (closed plugged pores)
- Blackheads (open plugged pores)
- Small red, tender bumps (papules)

- Pimples (pustules), which are papules with pus at their tips
- Large, solid, painful lumps under the skin (nodules)
- Painful, pus-filled lumps under the skin (cystic lesions) Acne usually appears on the face but can also occur on the upper arm, trunk, and back

Case:

Name : S.M.L

Age/sex :22 years/Male

Religion:Hindu

Occupation :Business

M.S: Unmarried

Chief Complaint:

Patient came with complaint of Pimples on face since 4 years

Location	Sensation	Modality	Conc.
Skin ↓ Face(cheeks,forehead)	Itching sensation++ Painful+++	<After bathing, washing >Scratch	Dandruff

Past history : Patient took treatment for same c/o i.e, modern medicine (ointment, tablets, etc.)

No any major illness

Family history : NAD

Personal history:

1. Appetite : Good
2. Desire: pungent food(gorment)
3. Aversion : green vegetable
4. Thirst : 2-3 lit/day
5. Thermal : chilly patient
6. Perspiration : on exertion
7. Bowel : once/day
8. Urine : 2-3 times/day
9. Sleep : sound
10. Dream : amorous

Mind symptoms :

Patient 23 years old male work as own business (clothing salesperson).

He is an perfect in his work. wants all things in quality wise according to his manner.

He is getting angry at silly matter, irritable over family members brother.

when people ask about complaints why did you not taking any treatment? he gets irritated and anxious about complaint.

Patient doing his business in very passionate Manner.

Physical examination :

1. Height:5'4"
2. Weight:65 kg
3. Built :avg
4. Pallor:ab
5. Oedema:ab
6. Icterus:ab
7. Liver:Lo
8. Spleen:So
9. Tongue :clean

Vital signs :

1. Temperature:98.9 F
2. Pulse:74 /min
3. B.P:120/80 mmHg
4. RR:18 /min

Systemic examination:

- RS: AEBE
CVS: S1&S2 N
CNS: Conscious & well oriented

Local Examination of skin

O/E of face: Red painful bumps on checks, chin Papules filled with pus

Provisional diagnosis :

1. Acne vulgaris
2. Acne rosacea

Final diagnosis : Acne vulgaris

Totality of symptoms :


- 1.pimples on face.(cheeck,forehead,chin)
- 2.itching++ painfull+++sensation

- 3.<washing face++
- 4.>Scratching+++
- 5.paasionate in work and want quality +++
- 6.anxious about health ++
- 7.anger over silly matter +++
- 8. irritable +
- 9.Desire for pungent food +++
- 10.dreams amorous +++
- 11.Thermally chilly ++

Reportorial totality :

Complete 2020, Mind; ardent
 Complete 2020, Mind; fastidious; work, in
 Complete 2020, Mind; anger; trifles, about
 Complete 2020, Mind; anxiety; health, about
 Complete 2020, Mind; irritability
 Complete 2020, Generalities; food and drinks; spices, condiments, piquant, highly seasoned food; desires:
 Complete 2020, Mind; dreams; amorous

16/06/2021



- Probable medicine :**
- 1. Sulphur
 - 2.Nux Vomica
 - 3.Arsenicum Album

Final medicine: Nux vomica

Prescription :Rx

Nux Vomica 200 Single dose

Sac Lac BD X 15 days

Follow-Ups:

Date	Symptoms	Remedy
16/06/2021	itching reduced Redness reduced Number of papules decreased Symptoms were better for small span & improvement come to	Nux Vomica 200 singles Dose Saclac BD X 15 Dyas

	standstill	
01/07/2021	itching reduced further Redness minimal Number of papules decreased Generals are improving.	Saciac BD X 15 days
16/07/2021	No itching No redness 2/3 papules remaining on cheeks Patient feels better.	Sac lac powder (SOS)



Before Treatment



After Treatment

Conclusion :

Homeopathy is therapeutic science based on law of similis. Dr.Hahnemann discussed the concept of individualization, considered that man is sick. He said there is no sickness but only sick people. He strongly proposed disease is derangement of vital force and it expresses through symptoms. Thus totality of symptoms is formed by considering mental general, physical general & physical particular symptoms. Thus in my case I considered this holistic approach of homoeopathy for treating this patient .Nux vomica was selected by considering mind and physical symptoms.Thissimilimum cured the patient.

References / Bibliography :

- 1) <https://www.ncbi.nlm.nih.gov/books/NBK459173>
- 2) Christopher E.M. Griffiths, Jonathan Barker, Tanya Bleiker, Robert Chalmers, Daniel Creamer. Rook's Textbook of Dermatology (vol 1.) 9th edition. John Wiley & Sons, LTD; 2016



News bulletin

Activities Conducted in the institute



Lecture on the topic "CPR – basic steps and guidelines" by Dr. Umesh Aher(MD Medicine) on 9th Jan 2023



Lecture on the topic "Development of Human value" by Dr. Kavita Sonawane on 14th Jan 2023.



Foundation Program for I BHMS students from 2nd Feb to 11th Feb 2023

BJS's "Smart girl program (Empowerment of Girls)" conducted on 15th & 16th Feb 2023.



Lecture on the topic "Competitive Examination and Career Counselling" by Mr. Abhijit Shinde, Executive Magistrate Naib Tahsildar) Chandwad on 20th Feb 2023



“Heartfulness meditation workshop” by North Maharashtra Heartfulness Meditation Institute for IV & III BHMS students from 23rd to 25th Feb 2023



“Soft Skills Development” program by Dr. Preety Boraste for III BHMS students.



Inauguration of NSS camp organised at Soni Sangvi from 13th March to 18th March 2023.

Annual Social Gathering



Innuguration of “Homcon-2023” Cultural program in the Auspicious presence of Hon'ble Shri. Mahendraji Kothawade, Deputy Registrar MUHS, Nashik, on 3rd March 2023



“Homcon- 2023” - Cultural night Dance performance on 3rd March 2023

Faculty Invited As Resource Person



Lecture on “History of Medicine, Status of Homocopathy in the World” by Principal Dr. A. O. Dahad at Matoshri Asarabai Darade Homocopathic Medical college on 22nd Feb 2023.



Prof. & HOD Dr. A.N. Kulkarni presented Research paper at World Homoco Vision 2023, International Conference by IHHP at Panchkula, Felicited by Prof. Muthub (USA), Dr. G Shrinivasulu, Dr. P. Agrawal on 12th Feb 2023



Seminar on the topic "Miasm" by Prof. & HOD Dr. A. N. Kulkarni at YMT HMC Kharghar, Mumbai, on 3rd Feb 2023.



Lecture on the topic "CO, PO & PSO mapping & attainment" by Dr. Mrs. Swapna Satish Thorat at SHH, Polytechnic college, Chandwad.

Faculty Training Program



Workshop on "Implementation of ICT enabled tools in learning management" by Dr. M. H. Parewal, Dr. Mrs Swapna Thorat & Dr. S. P. Tripathi on 7th Jan. 2023.

Health check - up camp

Health check up camp at Urdhul
On 14th January 2023



Health check - up camp at Ganur
On 17th February 2023



Gynaecological health check - up and
Cancer detection camp on 25th March 2023.

Institutional Achievement



Indian Institute of Homoeopathic Physician Awarded “**Institute of Excellence Award**” on 10th Feb. 2023



Principal Dr. A. O. Dahad Honoured with “**Homoco – Gaurav - Purskar**” by Indian Institute of Homoeopathic Physician at Panchkula, Haryana on 11th February 2023.

Our Jewels

Toppers in the Institute in MUHS Winter 2022 Examination



Miss Jain Priya Manoj
Topper in I BHMS



Miss Jain Prerana Rajendra
Topper in II BHMS.



Miss Wankhede Tejal Kiran
Topper in III BHMS




Miss Jain Tejal Tejash
Topper in IV BHMS.



Institutes Run by the SNJB (Jain Gurukul)



Sr. No.	Name of the Education Branch	Year Est.	Tel. No. (02556)
01.	Shri. Neminath Jain Primary School	1928	253373
02.	Shri. Neminath Jain Secondary School	1928	252124
03.	Karmveer Keshavlalji Harkchandji Abad Arts & Shri. Motilalji Girdharlalji Lodha Commerce (Senior) & Science College	1970	252125
04.	Shri. Neminath Jain Higher Secondary School (Sci. Std. 11 th & 12 th)	1975-76	252124
05.	Shriman Pemraji Dalichandji Surana Arts & Commerce (Junior) College	1976	252125
06.	Smt. Sagunbai Kadulaji Tatiya Adarsha Balvikas Mandir	1981	253373
07.	Shriman Hiralalji Hastimalji (Jain Brothers, Jalgaon) Polytechnic	1983	252127
08.	Shriman Deepchandji Fakrichandji Lodha Pharmacy College (D. Pharm)	1985	252529
09.	Shriman Pramilabai Danmalji Nahar (Premdan) Minimum Competency Vocational Course	1988	252124
10.	Smt. Kanchanbai Babulalji Abad Homoeopathic Medical College & Shriman Ratanlalji Premraji Chordiya Hospital	1989	252544 252054
11.	SNJB's Late Shri. Dhanraji Mishrilalji Bhansali English Medium School	1996	253314
12.	Shriman Sureshdada Jain College of Pharmacy (B. Pharmacy)	1999	252529
13.	SNJB's Late Sau. Kantabai Bhavarlalji Jain College of Engineering	2004	253750
14.	SNJB's Sau. Leelabai Dalubhau Jain (Jalgaon) D. T. Ed. College	2007	253987
15.	SNJB's Bhamashah Shri. Vijaykumarji Devraji Mehata Dev- Vijay Post Graduate Institute of Homoeopathy & Research Center (M. D. Homo.)	2007	253282 252041
16.	SNJB's Smt. Sushilabai Mishrimalji Lunkad College of M. Pharmacy and Research Center	2008	253179
17.	SNJB's Law College	2022	252150



Book - Post